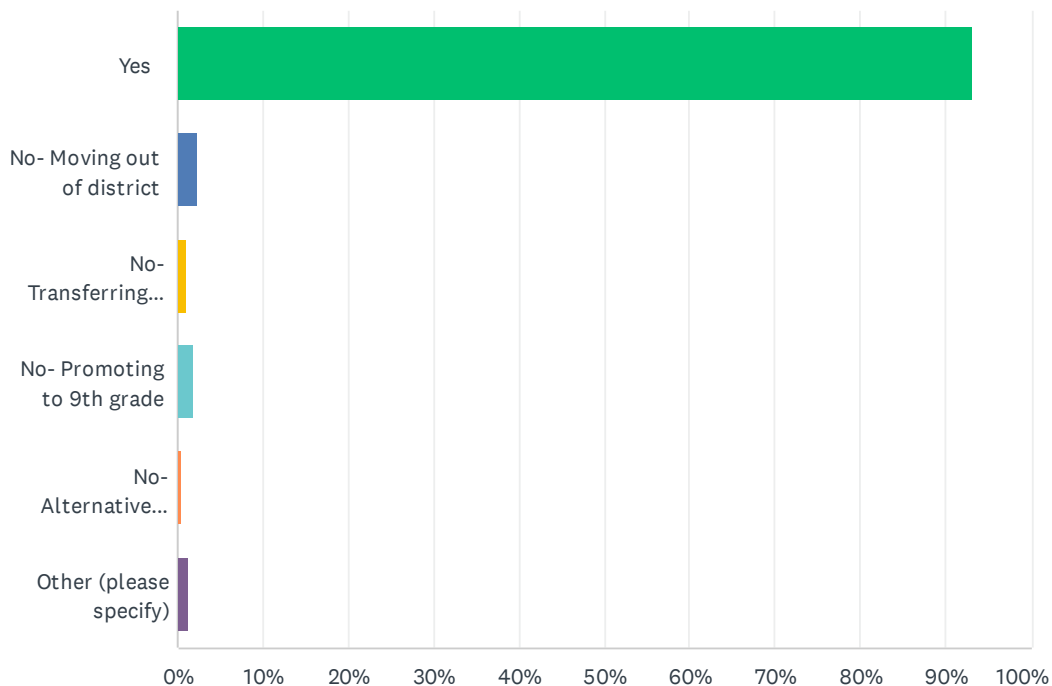


Q1 Will you have a scholar attending Lemman Academy of Excellence for the 2022-2023 academic year?

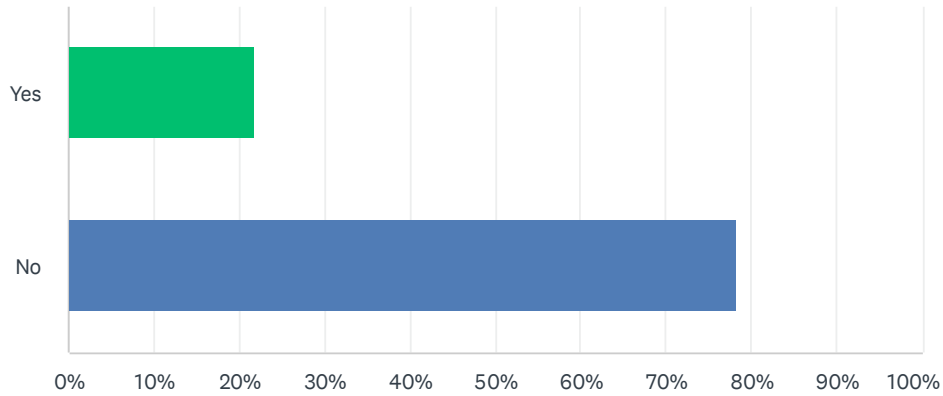
Answered: 304 Skipped: 0



ANSWER CHOICES	RESPONSES	
Yes	93.09%	283
No- Moving out of district	2.30%	7
No- Transferring to another school	0.99%	3
No- Promoting to 9th grade	1.97%	6
No- Alternative education (homeschool, virtual)	0.33%	1
Other (please specify)	1.32%	4
TOTAL		304

Q2 Was the 2021-2022 academic school year the first year your family had a scholar attending Lemman Academy?

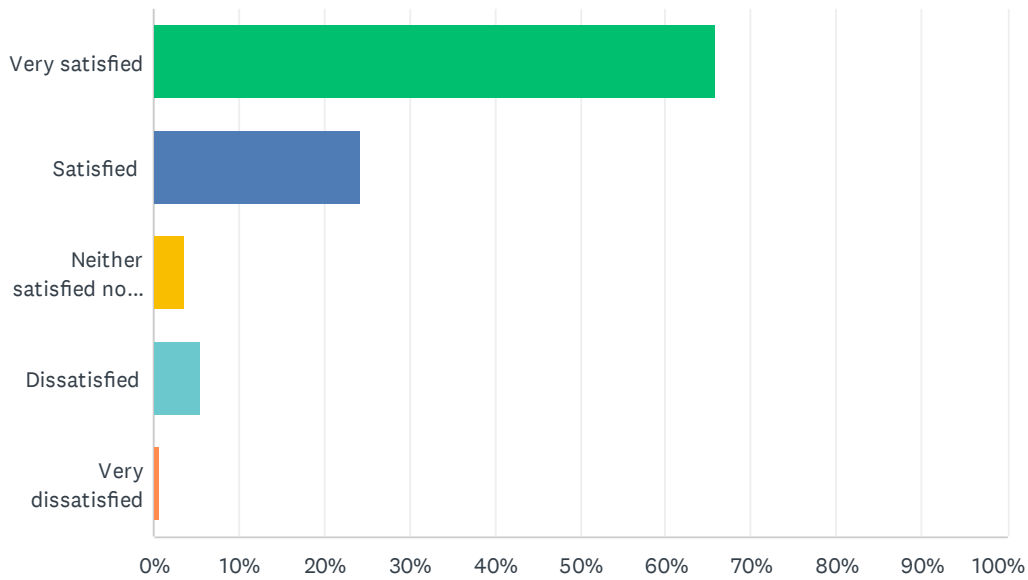
Answered: 304 Skipped: 0



ANSWER CHOICES	RESPONSES	
Yes	21.71%	66
No	78.29%	238
TOTAL		304

Q3 As a parent/guardian, how satisfied are you with Lemman Academy?

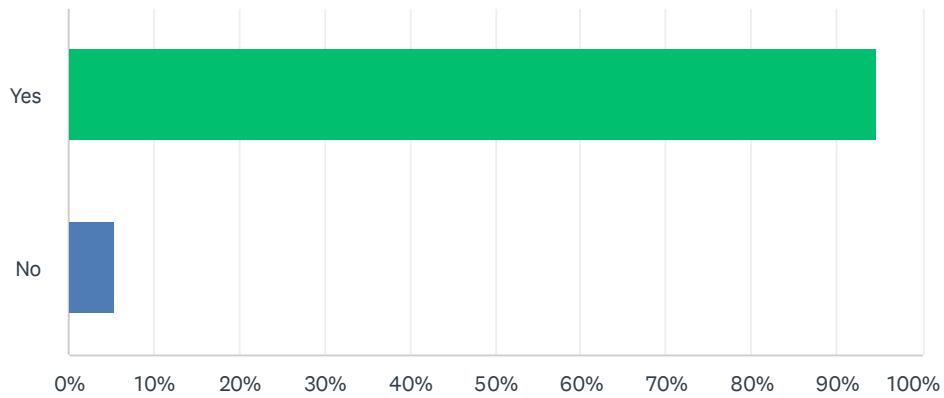
Answered: 304 Skipped: 0



ANSWER CHOICES	RESPONSES	
Very satisfied	65.79%	200
Satisfied	24.34%	74
Neither satisfied nor dissatisfied	3.62%	11
Dissatisfied	5.59%	17
Very dissatisfied	0.66%	2
TOTAL		304

Q4 Would you recommend Lemman Academy to your family and friends?

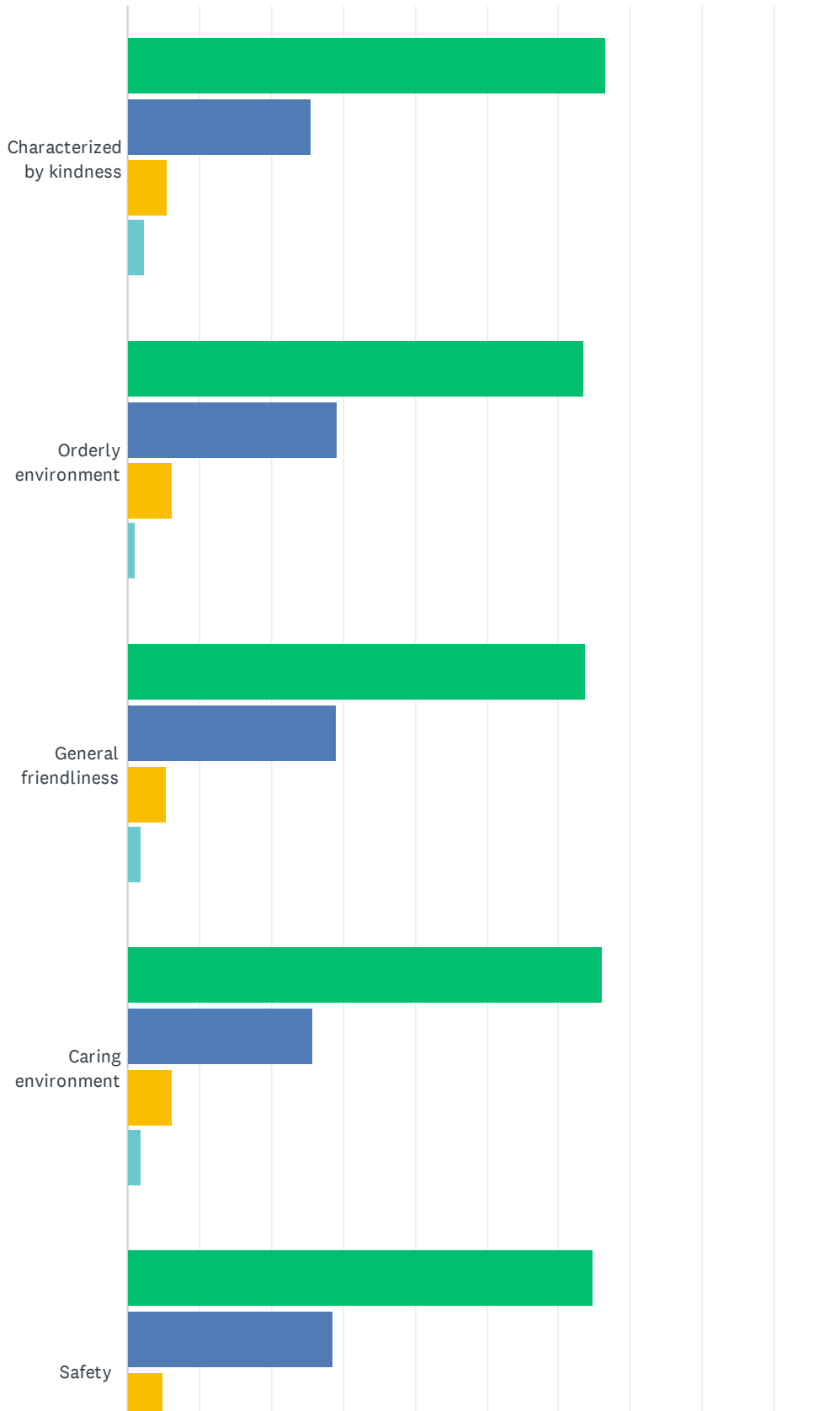
Answered: 301 Skipped: 3



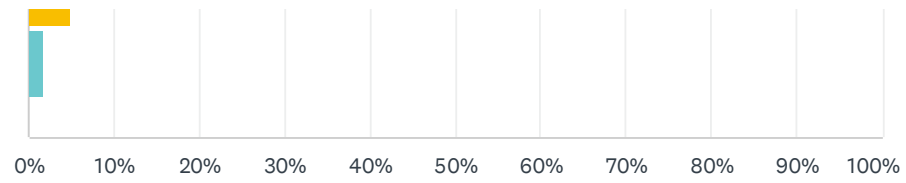
ANSWER CHOICES	RESPONSES	
Yes	94.68%	285
No	5.32%	16
TOTAL		301

Q5 Please rate the atmosphere at Lemman Academy:

Answered: 304 Skipped: 0



2021-2022 Parent/Guardian Survey: Lemman Academy Parker

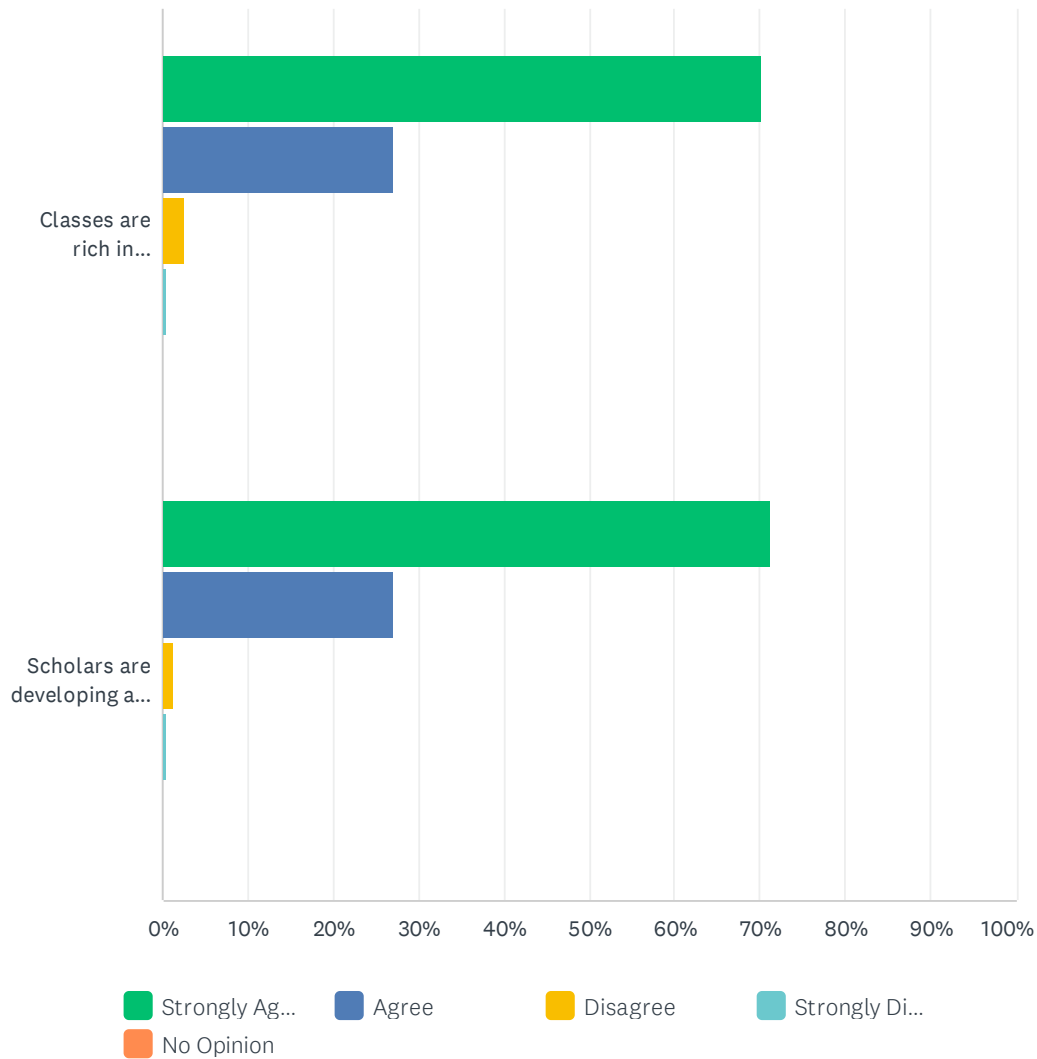


■ Excellent
 ■ Good
 ■ Fair
 ■ Poor

	EXCELLENT	GOOD	FAIR	POOR	TOTAL	WEIGHTED AVERAGE
Characterized by kindness	66.56% 201	25.50% 77	5.63% 17	2.32% 7	302	1.44
Orderly environment	63.49% 193	29.28% 89	6.25% 19	0.99% 3	304	1.45
General friendliness	63.82% 194	28.95% 88	5.26% 16	1.97% 6	304	1.45
Caring environment	66.01% 200	25.74% 78	6.27% 19	1.98% 6	303	1.44
Safety	64.80% 197	28.62% 87	4.93% 15	1.64% 5	304	1.43

Q6 Please rate the quality of instruction at Lemman Academy:

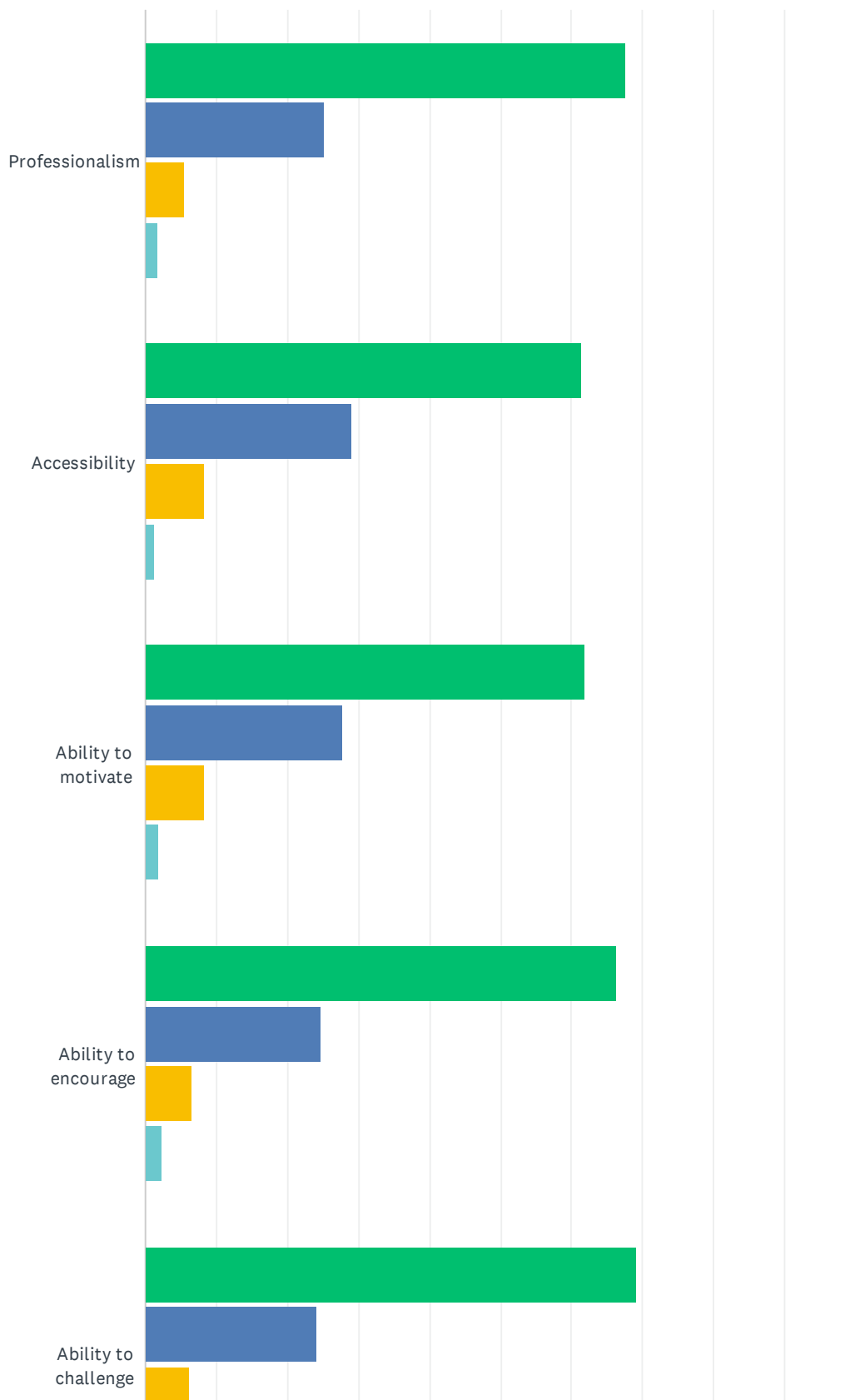
Answered: 304 Skipped: 0



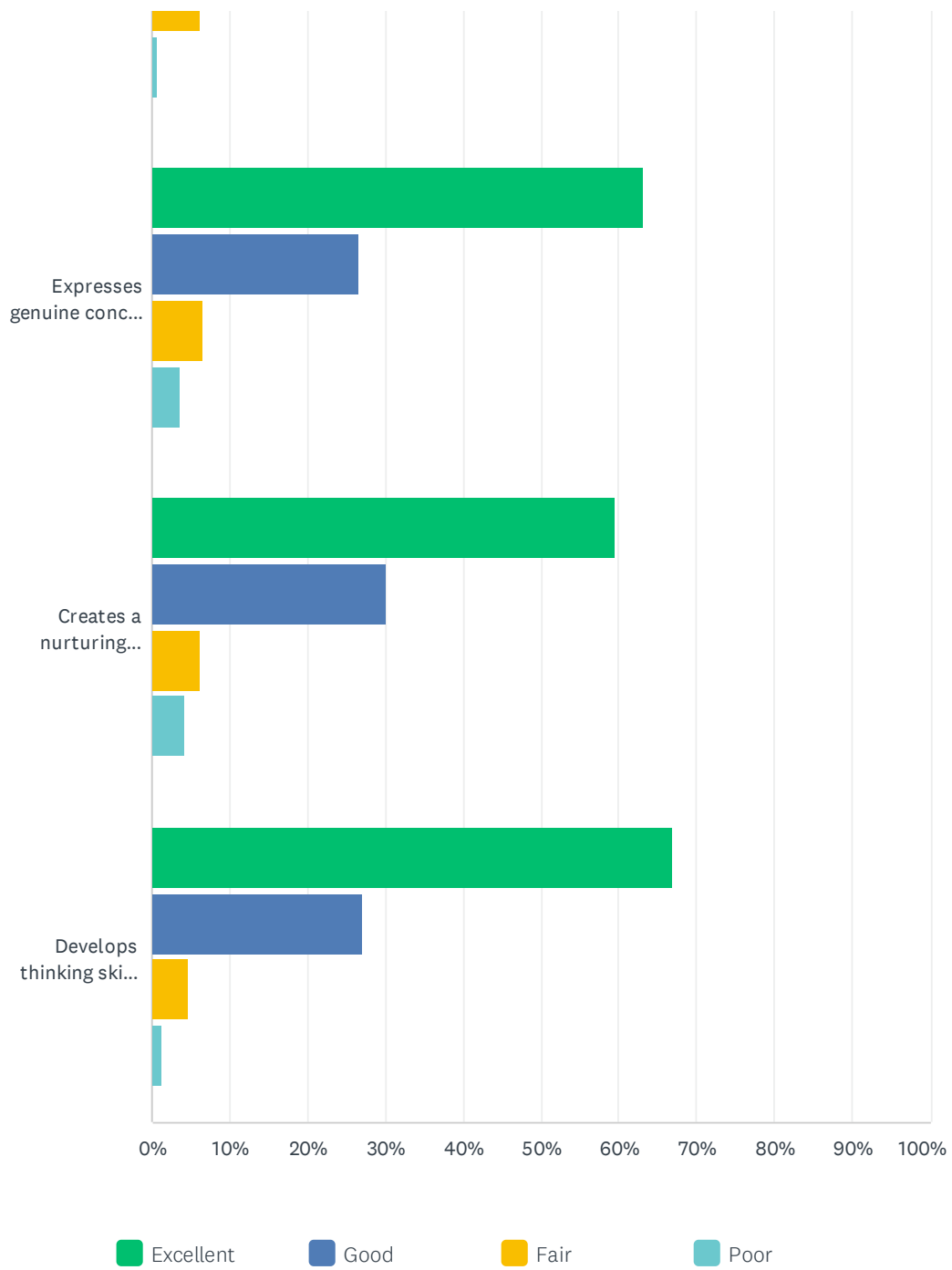
	STRONGLY AGREE	AGREE	DISAGREE	STRONGLY DISAGREE	NO OPINION	TOTAL	WEIGHTED AVERAGE
Classes are rich in meaningful learning and content	70.07% 213	26.97% 82	2.63% 8	0.33% 1	0.00% 0	304	1.33
Scholars are developing a working knowledge of content	71.29% 216	27.06% 82	1.32% 4	0.33% 1	0.00% 0	303	1.31

Q7 Please rate Lemman Academy on the following criteria:

Answered: 304 Skipped: 0



2021-2022 Parent/Guardian Survey: Lemman Academy Parker

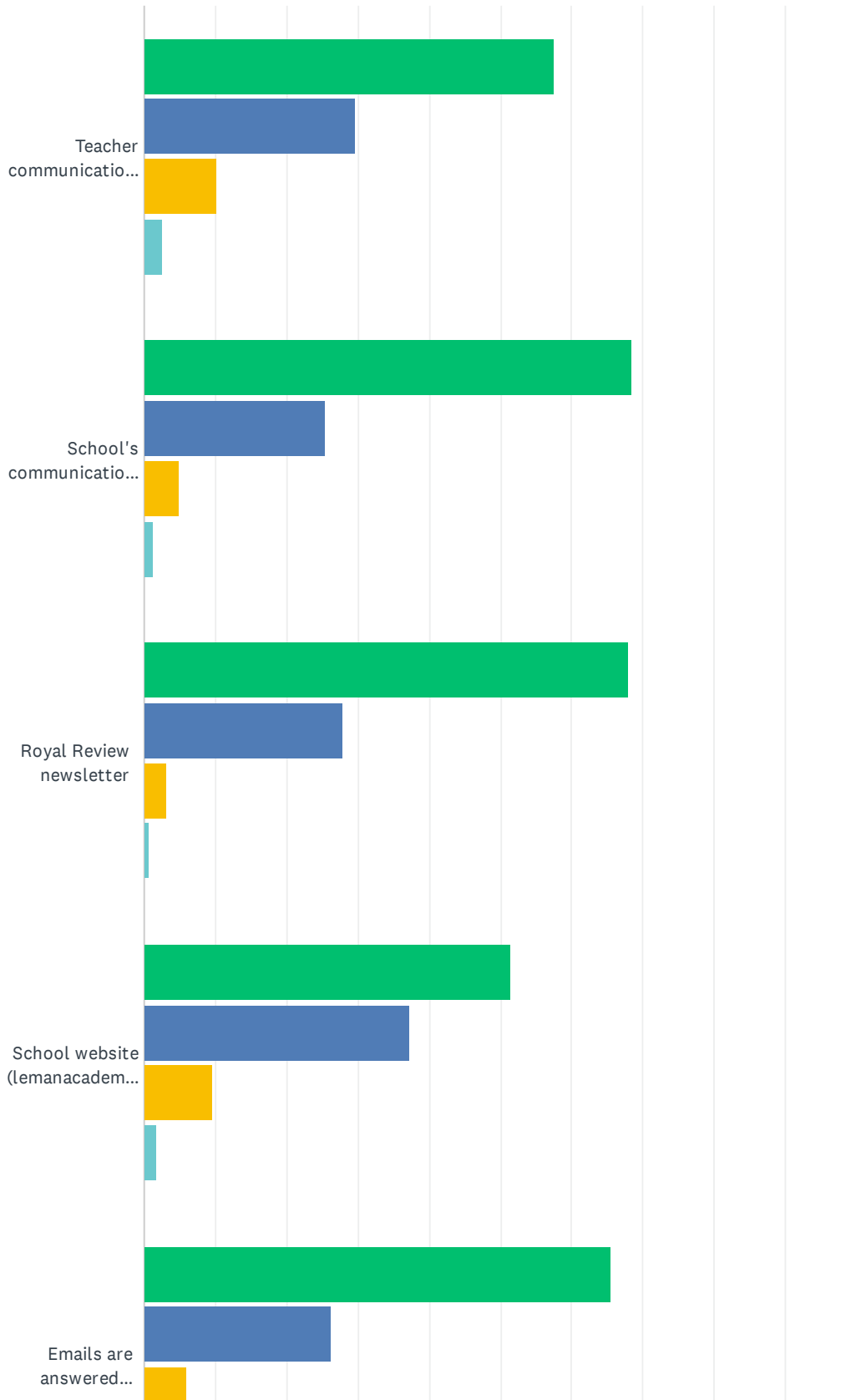


2021-2022 Parent/Guardian Survey: Leman Academy Parker

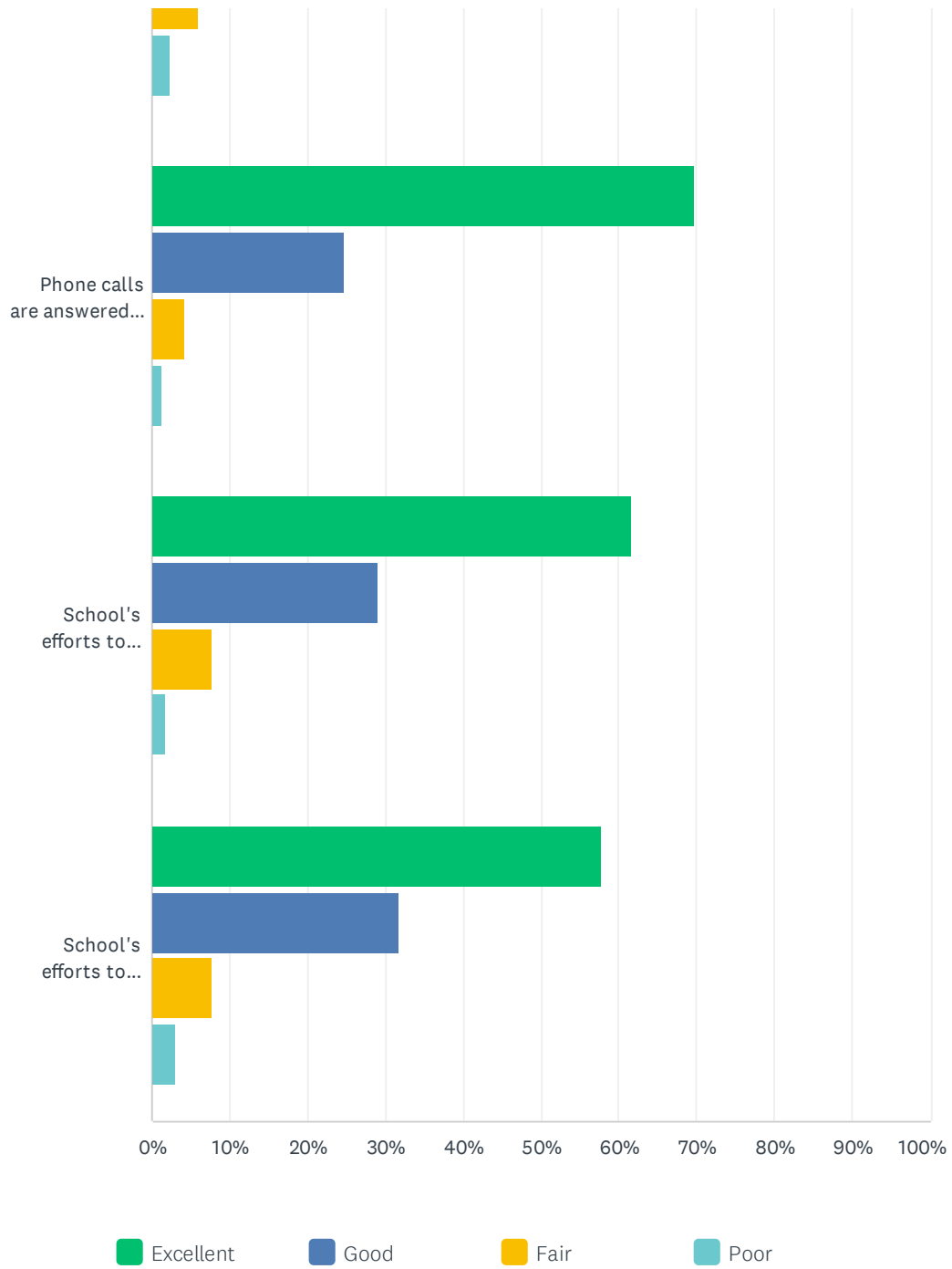
	EXCELLENT	GOOD	FAIR	POOR	TOTAL	WEIGHTED AVERAGE
Professionalism	67.55% 204	25.17% 76	5.63% 17	1.66% 5	302	1.41
Accessibility	61.51% 187	28.95% 88	8.22% 25	1.32% 4	304	1.49
Ability to motivate	61.92% 187	27.81% 84	8.28% 25	1.99% 6	302	1.50
Ability to encourage	66.23% 200	24.83% 75	6.62% 20	2.32% 7	302	1.45
Ability to challenge	69.08% 210	24.01% 73	6.25% 19	0.66% 2	304	1.38
Expresses genuine concern for scholars	63.16% 192	26.64% 81	6.58% 20	3.62% 11	304	1.51
Creates a nurturing environment	59.41% 180	30.03% 91	6.27% 19	4.29% 13	303	1.55
Develops thinking skills in scholars	67.00% 203	27.06% 82	4.62% 14	1.32% 4	303	1.40

Q8 Please rate Leman Academy's general school communication:

Answered: 304 Skipped: 0



2021-2022 Parent/Guardian Survey: Lemman Academy Parker

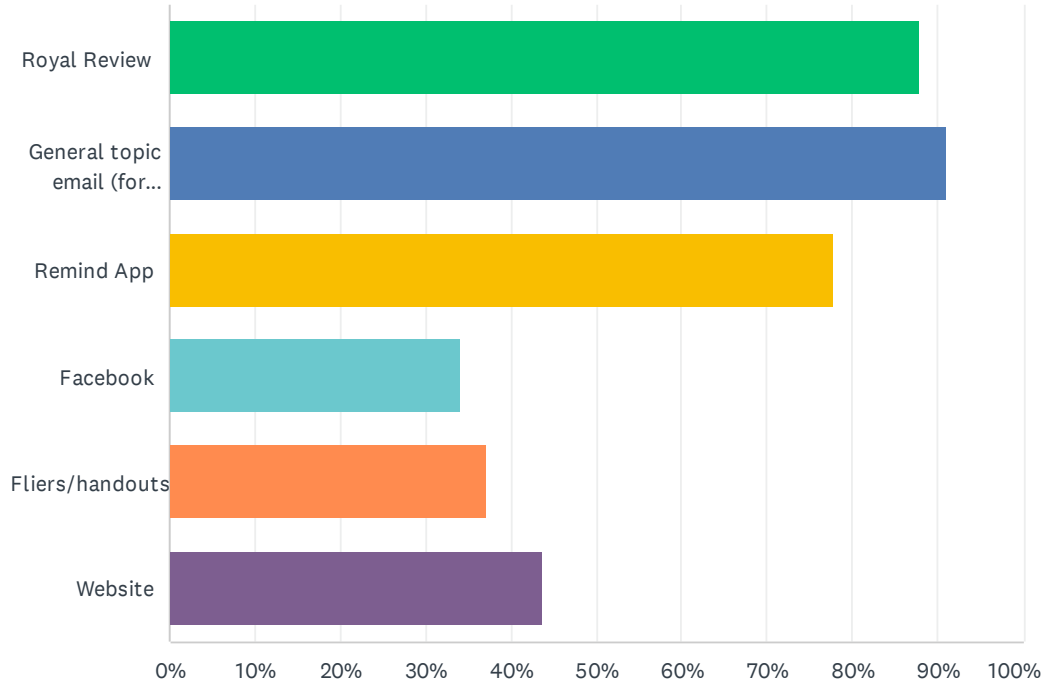


2021-2022 Parent/Guardian Survey: Leman Academy Parker

	EXCELLENT	GOOD	FAIR	POOR	TOTAL	WEIGHTED AVERAGE
Teacher communication with parents	57.57% 175	29.61% 90	10.20% 31	2.63% 8	304	1.58
School's communication to parents regarding notification of upcoming events	68.42% 208	25.33% 77	4.93% 15	1.32% 4	304	1.39
Royal Review newsletter	68.09% 207	27.96% 85	3.29% 10	0.66% 2	304	1.37
School website (lemanacademy.com)	51.49% 156	37.29% 113	9.57% 29	1.65% 5	303	1.61
Emails are answered promptly	65.56% 198	26.16% 79	5.96% 18	2.32% 7	302	1.45
Phone calls are answered promptly	69.67% 209	24.67% 74	4.33% 13	1.33% 4	300	1.37
School's efforts to educate parents regarding philosophy and mission statement	61.72% 187	29.04% 88	7.59% 23	1.65% 5	303	1.49
School's efforts to educate the parents concerning classical education	57.76% 175	31.68% 96	7.59% 23	2.97% 9	303	1.56

Q9 What sources do you utilize for communication about the school? Choose all that apply:

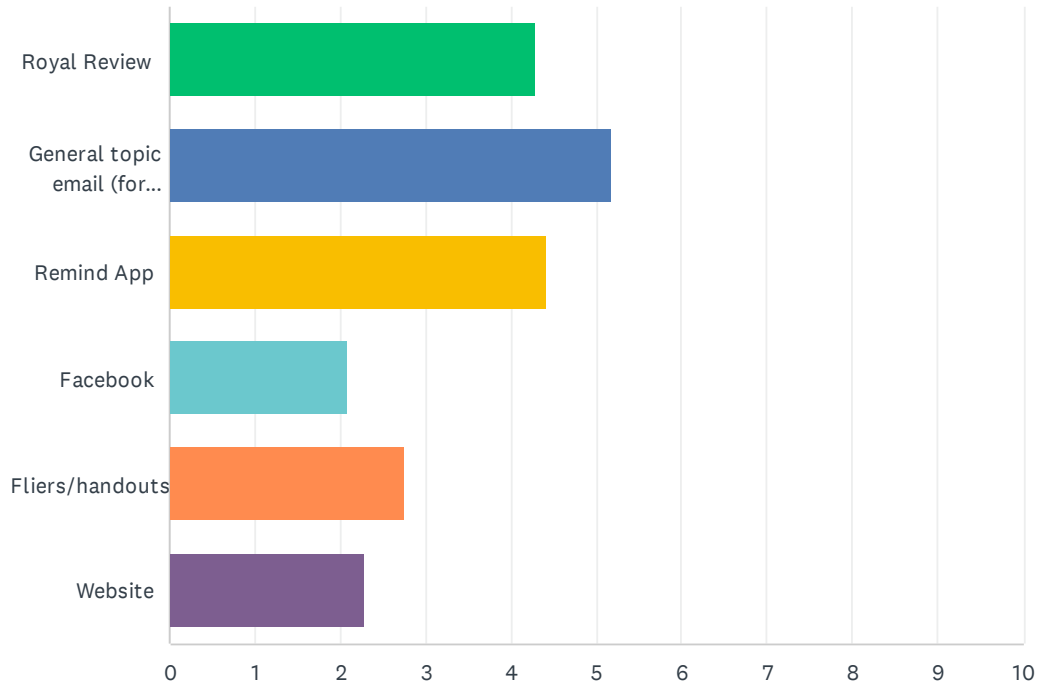
Answered: 302 Skipped: 2



ANSWER CHOICES	RESPONSES	
Royal Review	87.75%	265
General topic email (for example, messages from Starla Cordova or your scholar's teacher)	91.06%	275
Remind App	77.81%	235
Facebook	34.11%	103
Fliers/handouts	37.09%	112
Website	43.71%	132
Total Respondents: 302		

Q10 How do you prefer to receive communication from the school? Please rank 1-6, with 1 being most preferred and 6 being least preferred:

Answered: 304 Skipped: 0



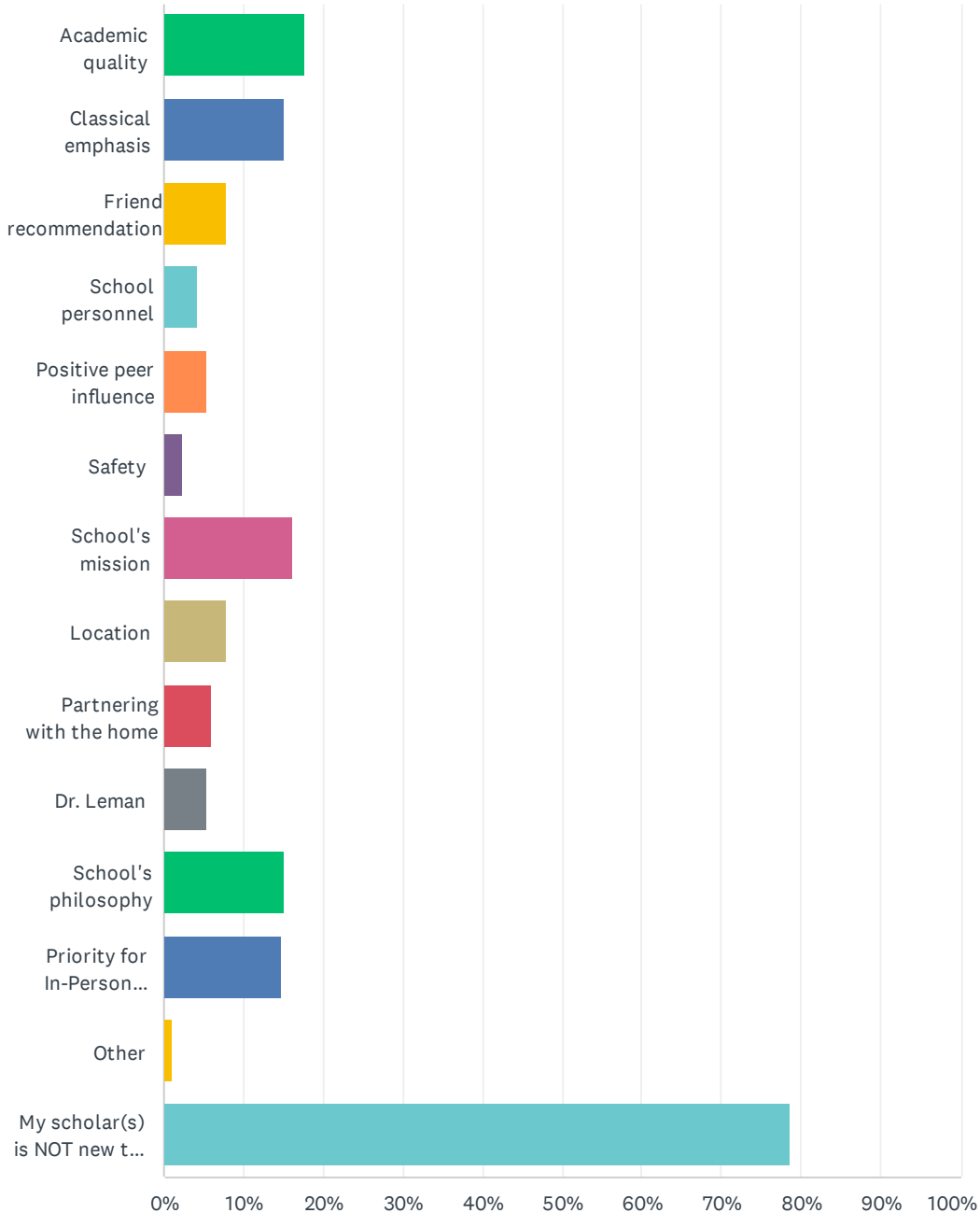
	1	2	3	4	5	6	TOTAL	SCORE
Royal Review	18.42% 56	23.68% 72	34.54% 105	16.45% 50	4.28% 13	2.63% 8	304	4.28
General topic email (for example, messages from Starla Cordova)	48.36% 147	32.89% 100	12.83% 39	2.63% 8	2.30% 7	0.99% 3	304	5.19
Remind App	27.96% 85	28.29% 86	21.38% 65	8.22% 25	7.24% 22	6.91% 21	304	4.41
Facebook	1.32% 4	5.26% 16	6.91% 21	21.71% 66	16.45% 50	48.36% 147	304	2.08
Fliers/handouts	2.96% 9	7.89% 24	11.84% 36	32.57% 99	28.95% 88	15.79% 48	304	2.76
Website	0.99% 3	1.97% 6	12.50% 38	18.42% 56	40.79% 124	25.33% 77	304	2.28

Q11 Please provide any additional comments or suggestions regarding communication if desired.

Answered: 48 Skipped: 256

Q12 IF the 2021-2022 academic year was your family's FIRST year at Lemman, what are the reasons that you enrolled your child at Lemman? (Check all that apply)

Answered: 304 Skipped: 0

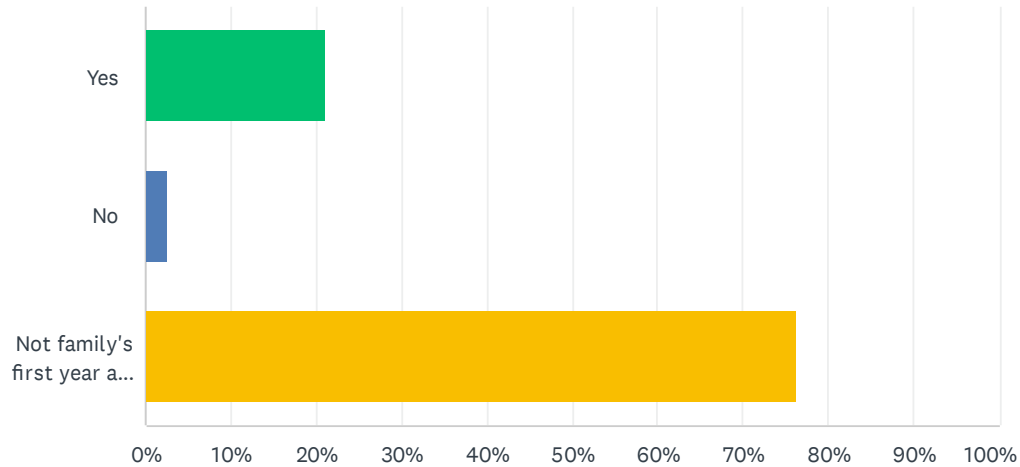


2021-2022 Parent/Guardian Survey: Lemman Academy Parker

ANSWER CHOICES	RESPONSES	
Academic quality	17.76%	54
Classical emphasis	15.13%	46
Friend recommendation	7.89%	24
School personnel	4.28%	13
Positive peer influence	5.26%	16
Safety	2.30%	7
School's mission	16.12%	49
Location	7.89%	24
Partnering with the home	5.92%	18
Dr. Lemman	5.26%	16
School's philosophy	15.13%	46
Priority for In-Person learning	14.80%	45
Other	0.99%	3
My scholar(s) is NOT new to Lemman Academy	78.62%	239
Total Respondents: 304		

Q13 IF the 2021-2022 academic year was your family's FIRST year at Lemman Academy, did you attend a school tour prior to enrolling?

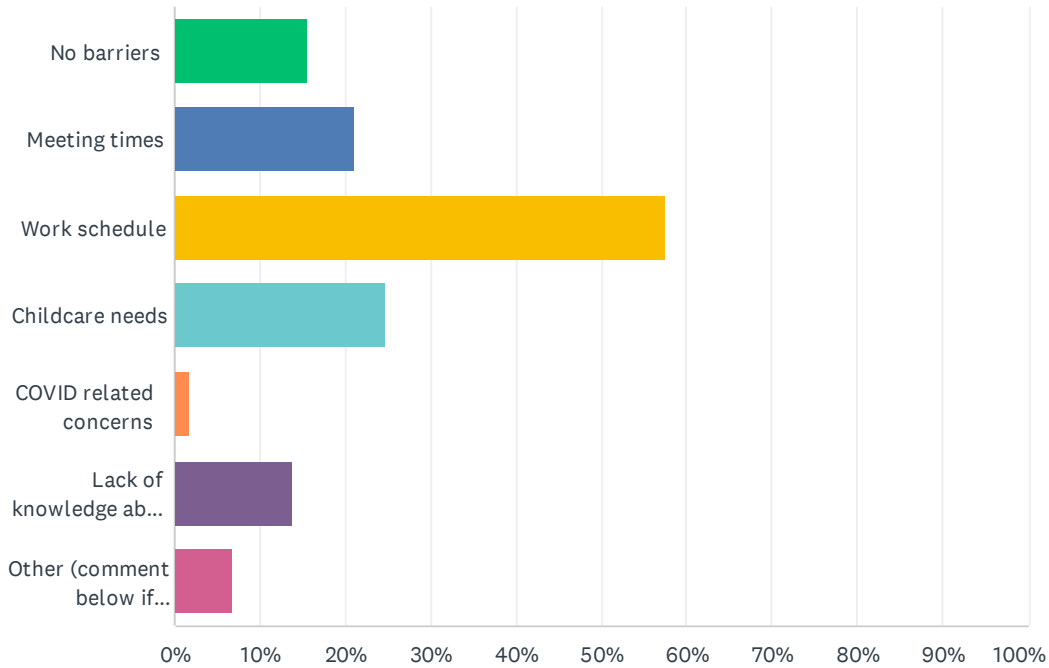
Answered: 279 Skipped: 25



ANSWER CHOICES	RESPONSES	
Yes	21.15%	59
No	2.51%	7
Not family's first year at Lemman	76.34%	213
TOTAL		279

Q14 What barriers are there to you being more involved in the PTO?

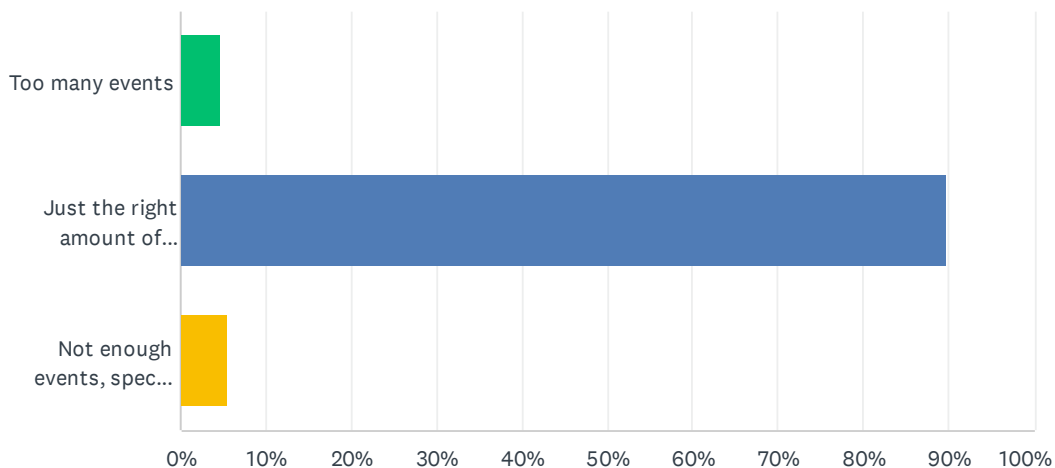
Answered: 295 Skipped: 9



ANSWER CHOICES	RESPONSES	
No barriers	15.59%	46
Meeting times	21.02%	62
Work schedule	57.63%	170
Childcare needs	24.75%	73
COVID related concerns	1.69%	5
Lack of knowledge about how/when to volunteer	13.90%	41
Other (comment below if desired)	6.78%	20
Total Respondents: 295		

Q15 Over the past year the PTO has organized various events such as: Fun Run, Trunk or Treat, Month of Service, Book Fairs, school dances, Adventures with Sons and Daughters, and Staff Appreciation Week. Do you feel like there are:

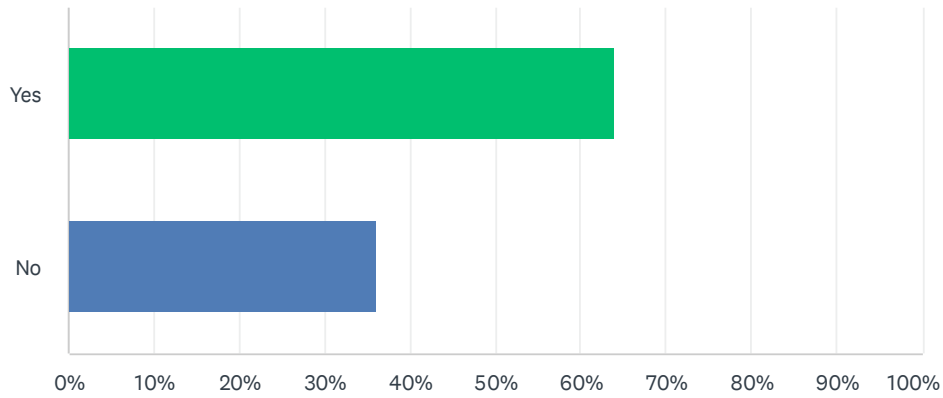
Answered: 294 Skipped: 10



ANSWER CHOICES	RESPONSES	
Too many events	4.76%	14
Just the right amount of events	89.80%	264
Not enough events, specify any additional events you would be interested in	5.44%	16
TOTAL		294

Q16 Are you aware that the PTO website and school Facebook page are available as the source for the latest PTO news, event information, and volunteer opportunities?

Answered: 300 Skipped: 4

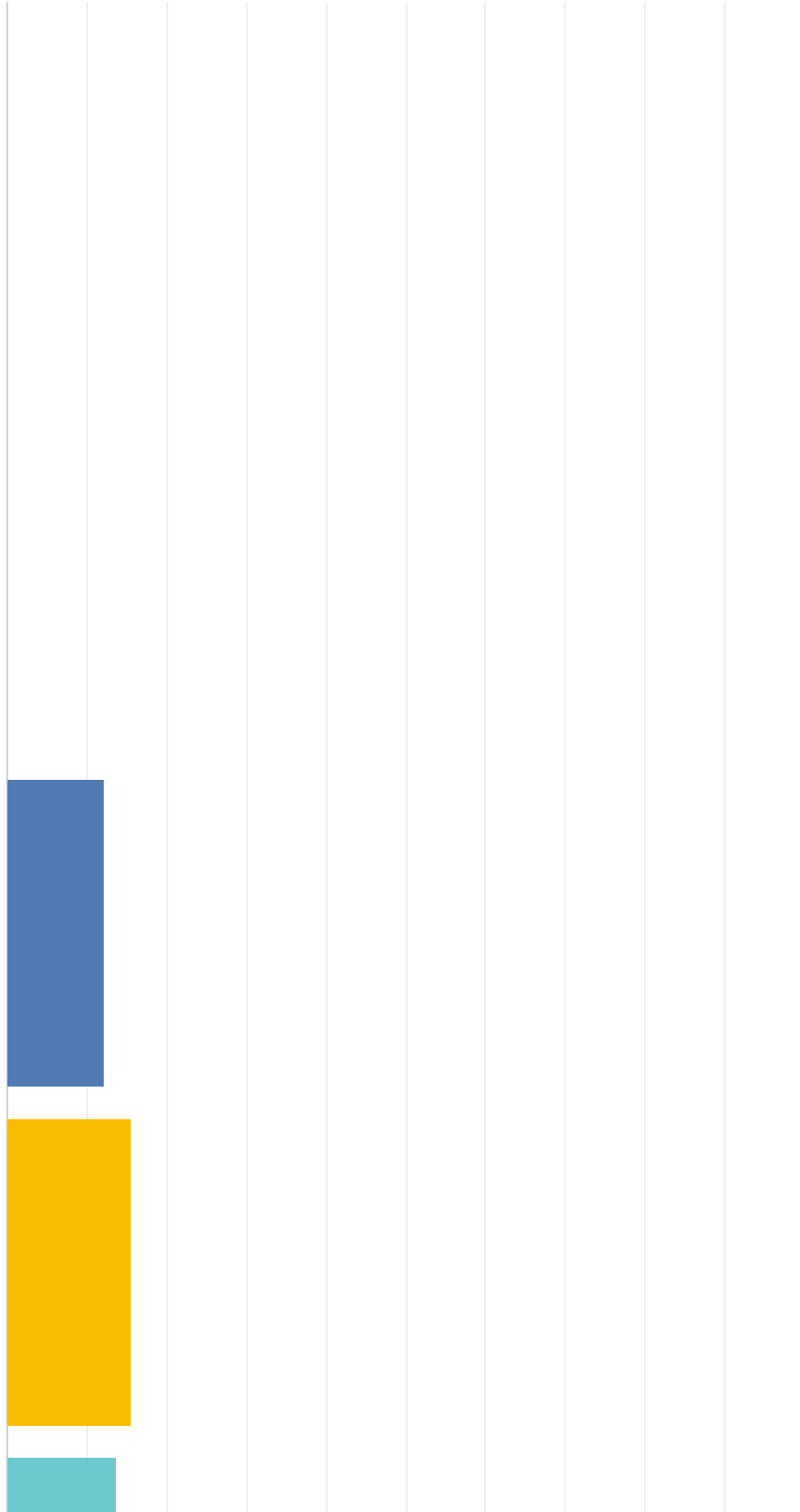


ANSWER CHOICES	RESPONSES	
Yes	64.00%	192
No	36.00%	108
TOTAL		300

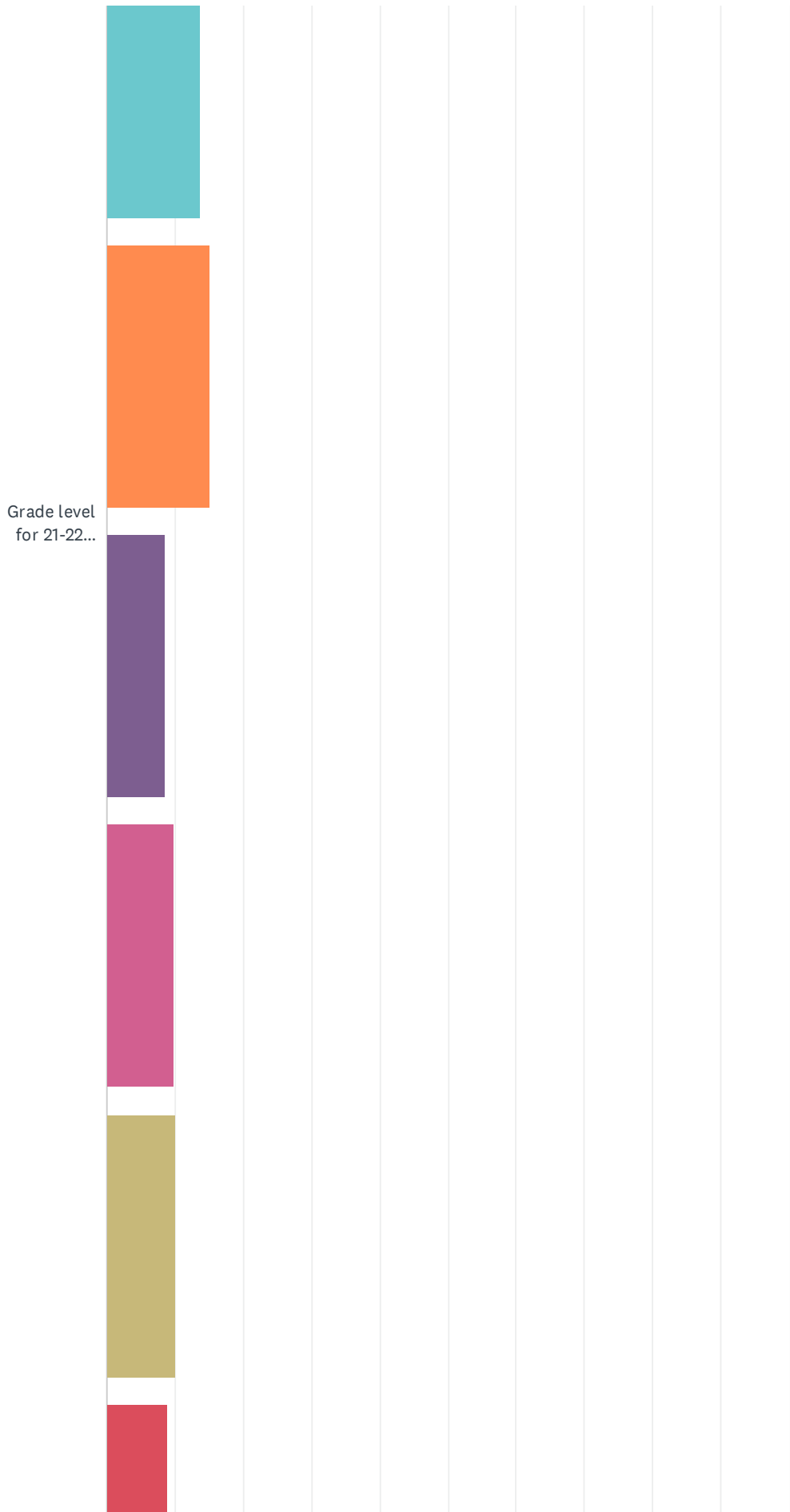
Q17 Grade level scholar is enrolled in for the 2021-2022 academic year:

Answered: 257 Skipped: 47

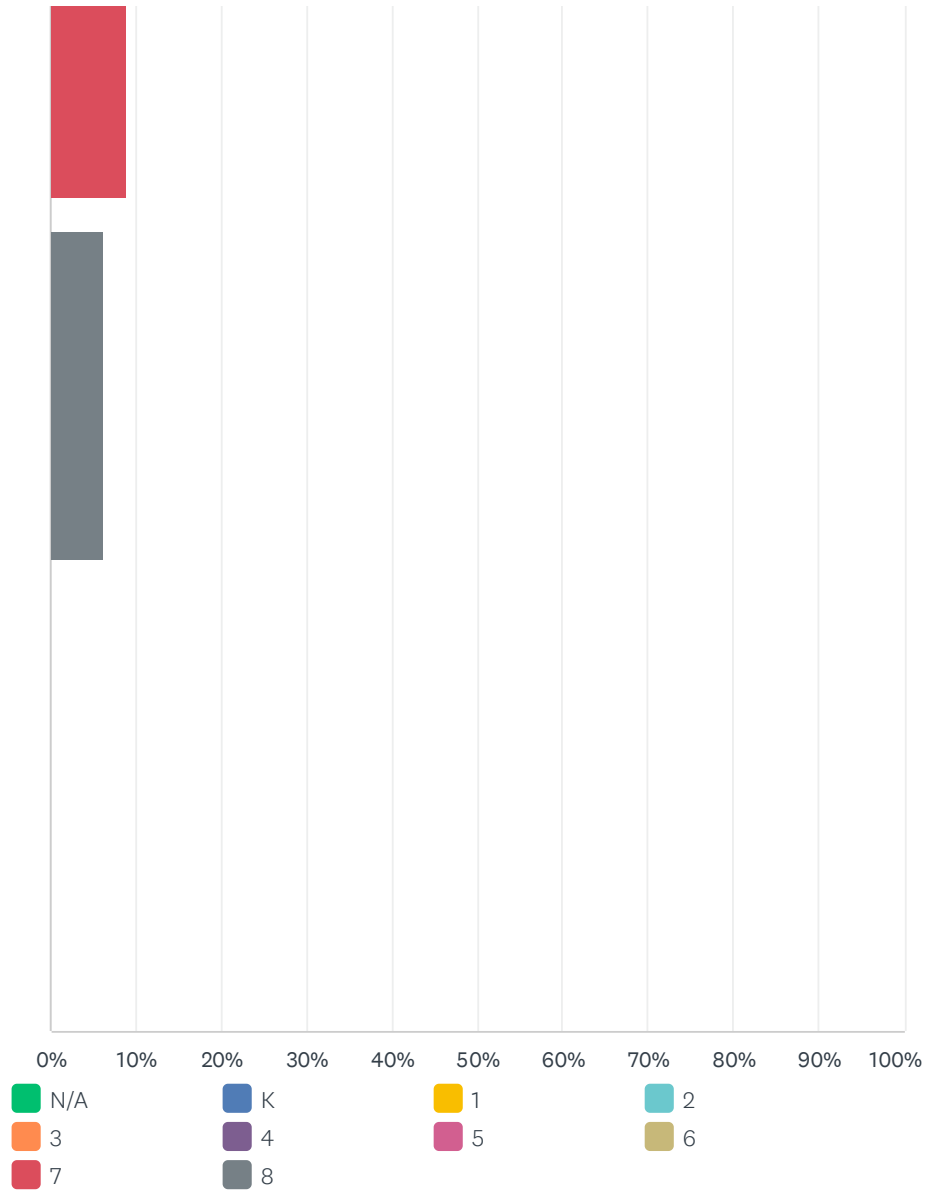
Scholar 1



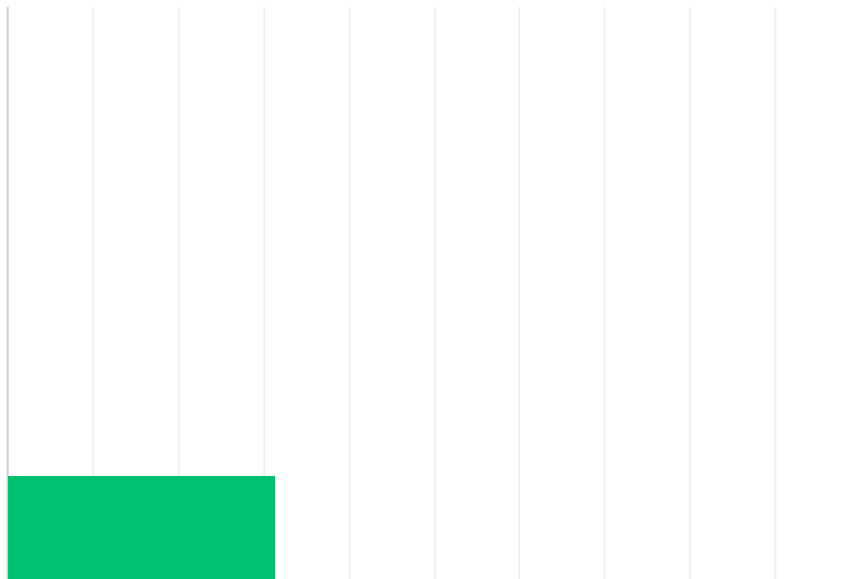
2021-2022 Parent/Guardian Survey: Lemman Academy Parker



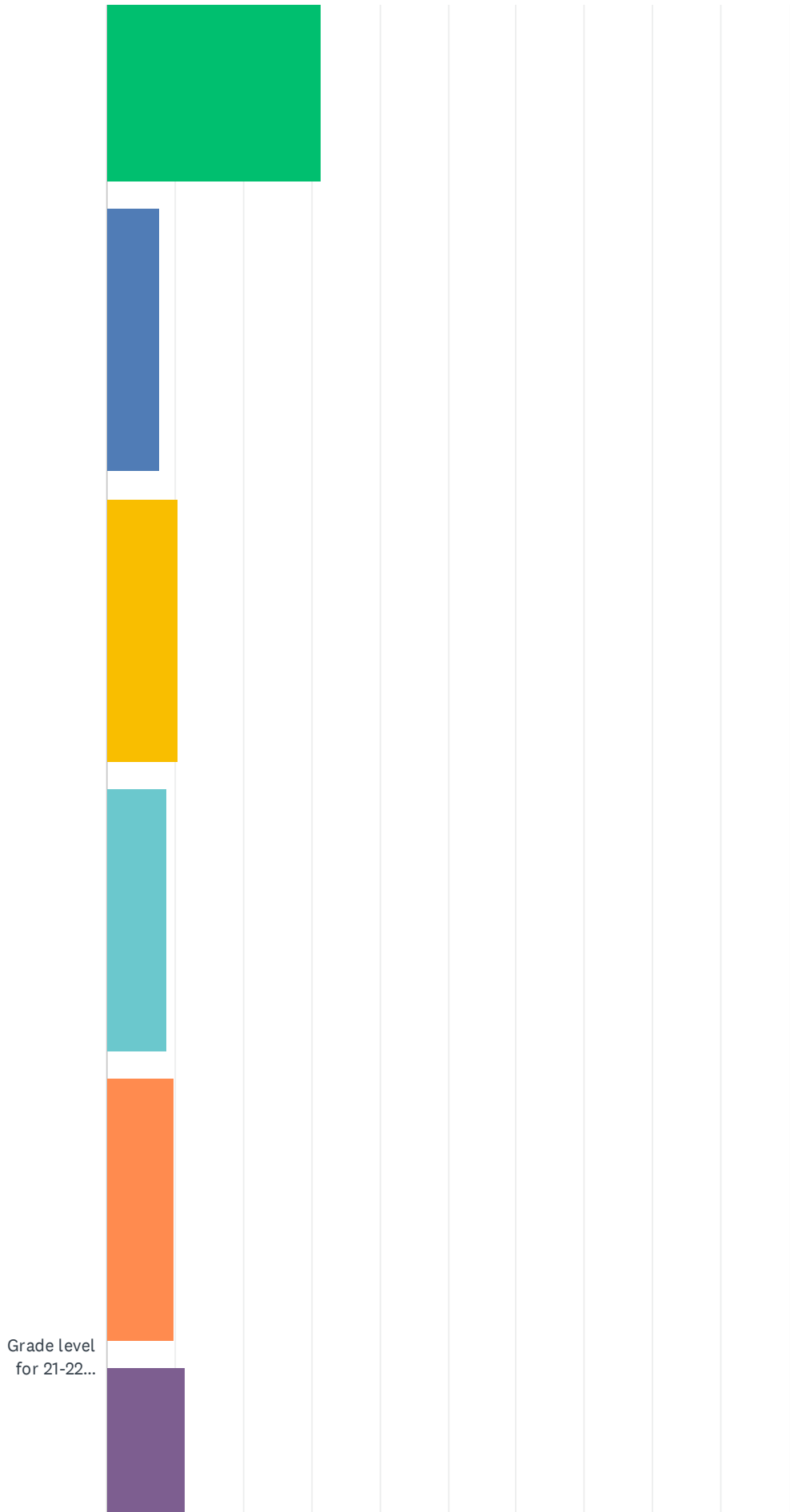
2021-2022 Parent/Guardian Survey: Lemman Academy Parker



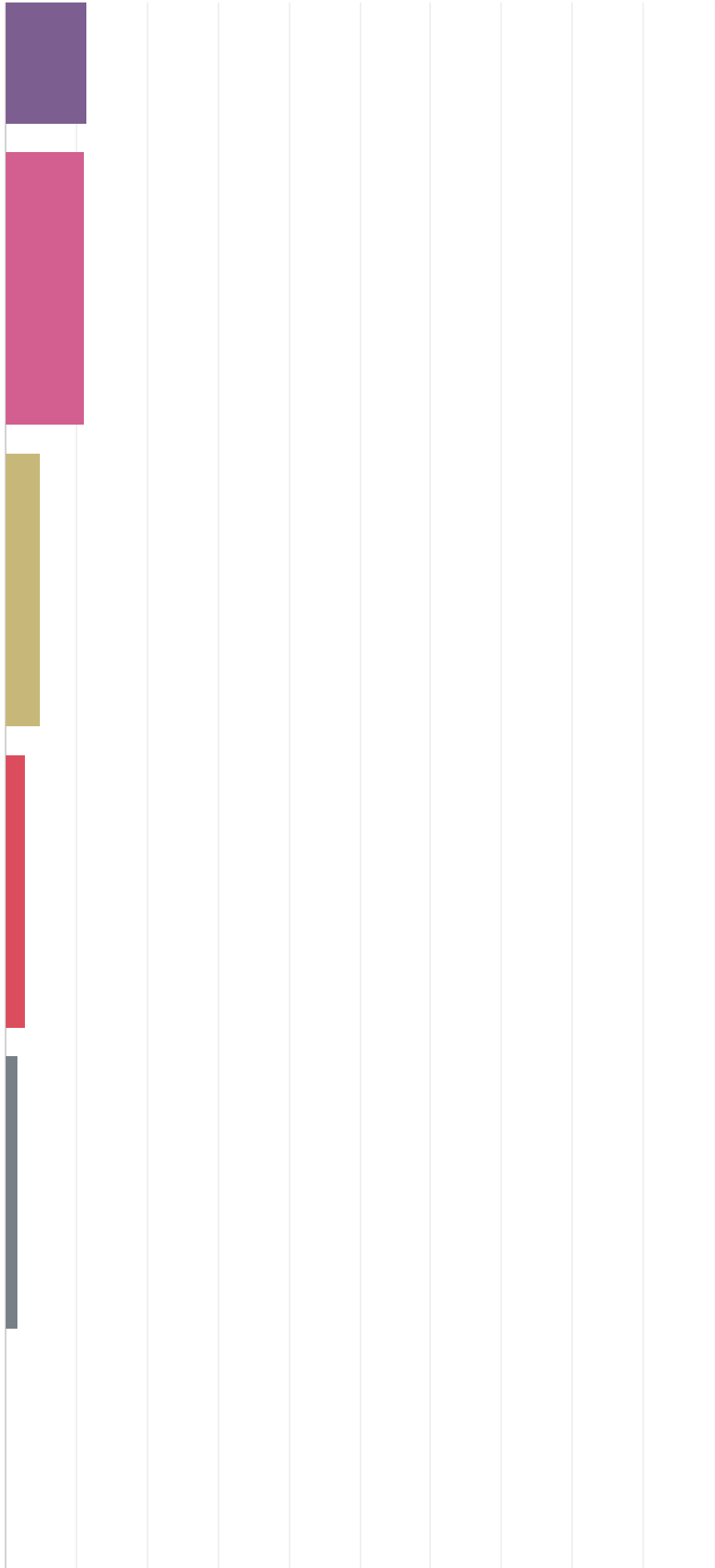
Scholar 2



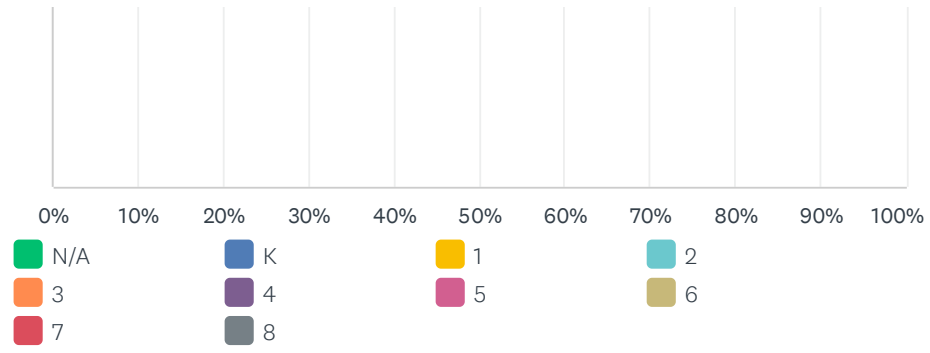
2021-2022 Parent/Guardian Survey: Lemman Academy Parker



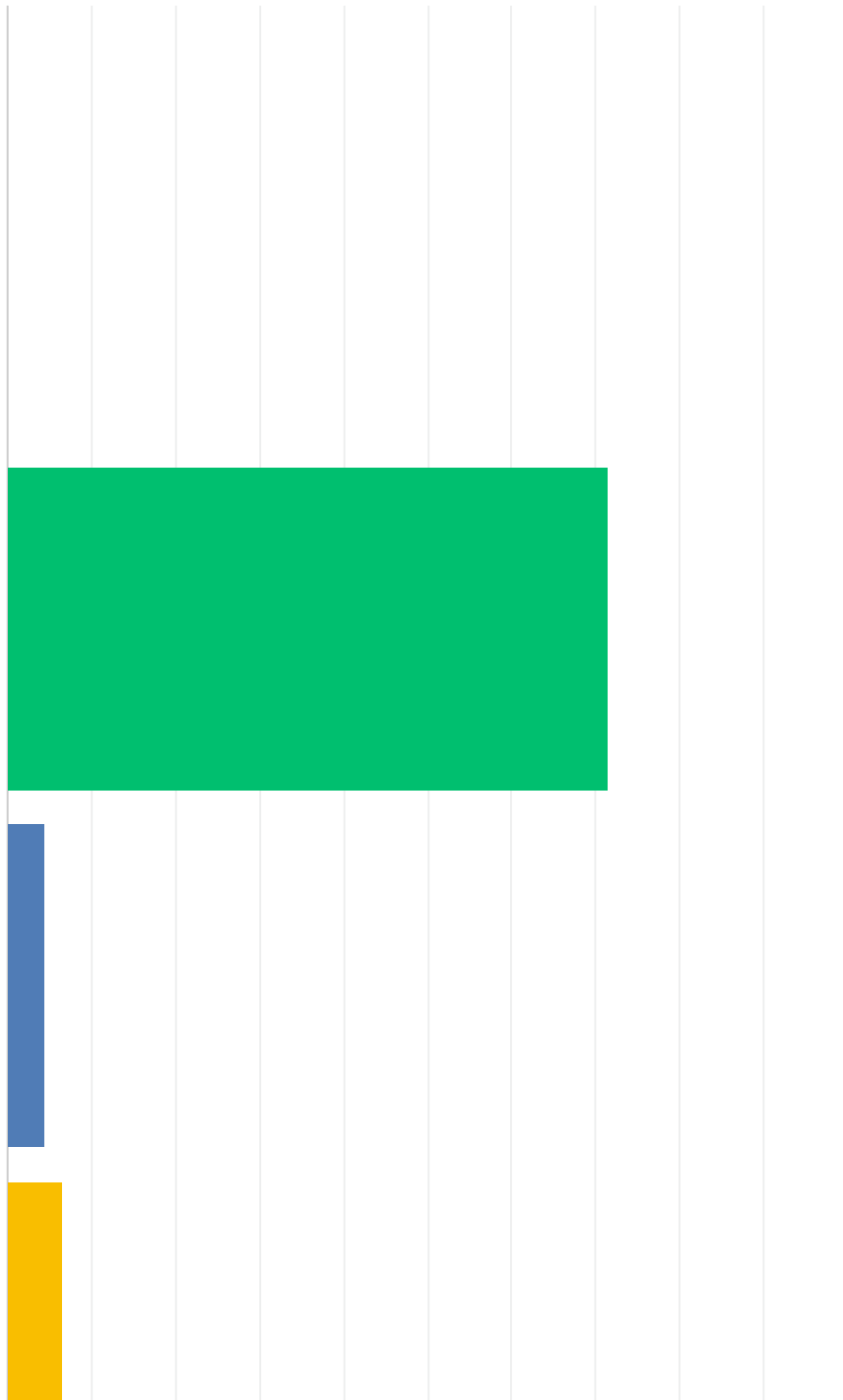
Grade level
for 21-22...

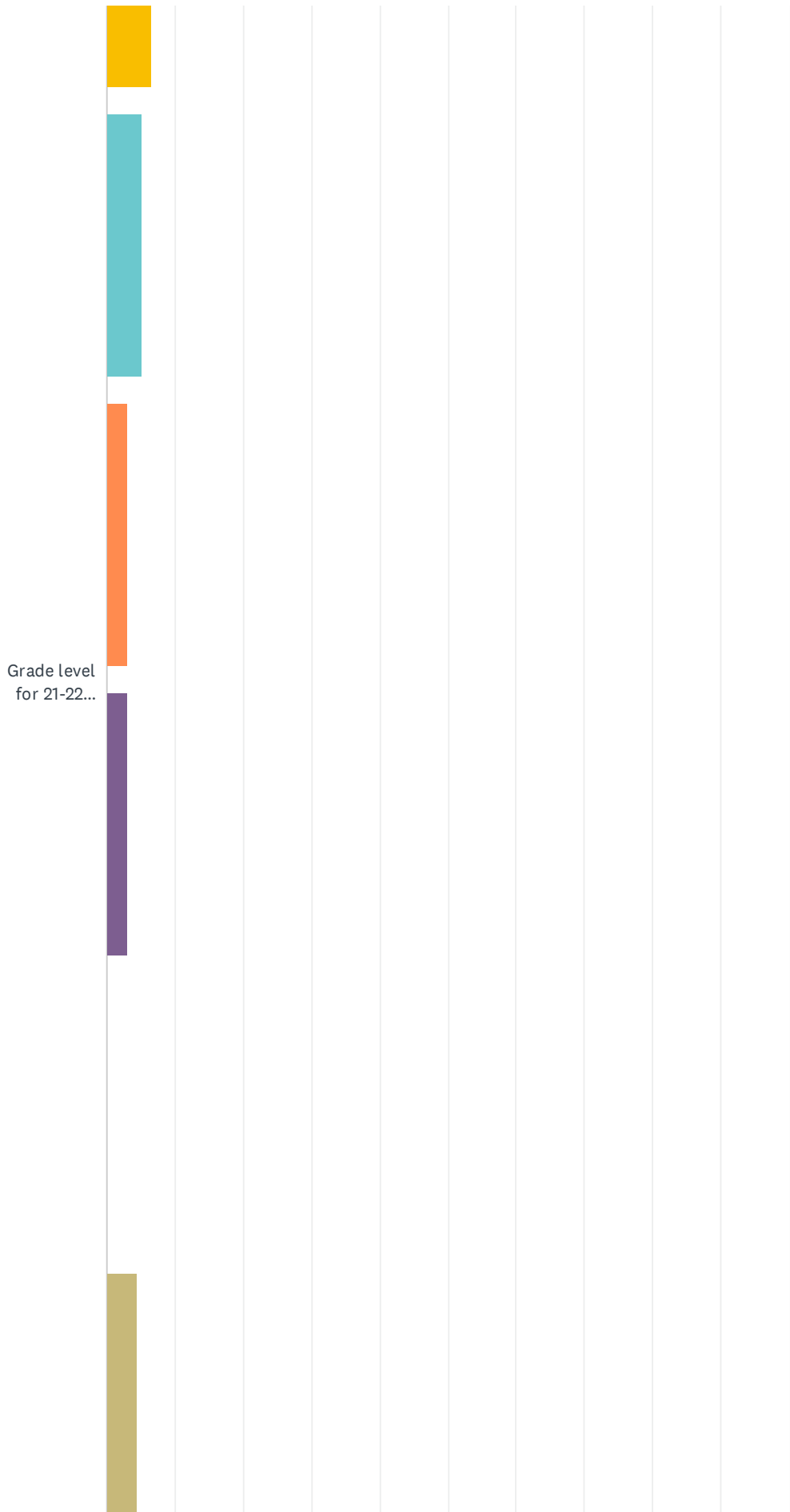


2021-2022 Parent/Guardian Survey: Lemman Academy Parker



Scholar 3






2021-2022 Parent/Guardian Survey: Lemman Academy Parker

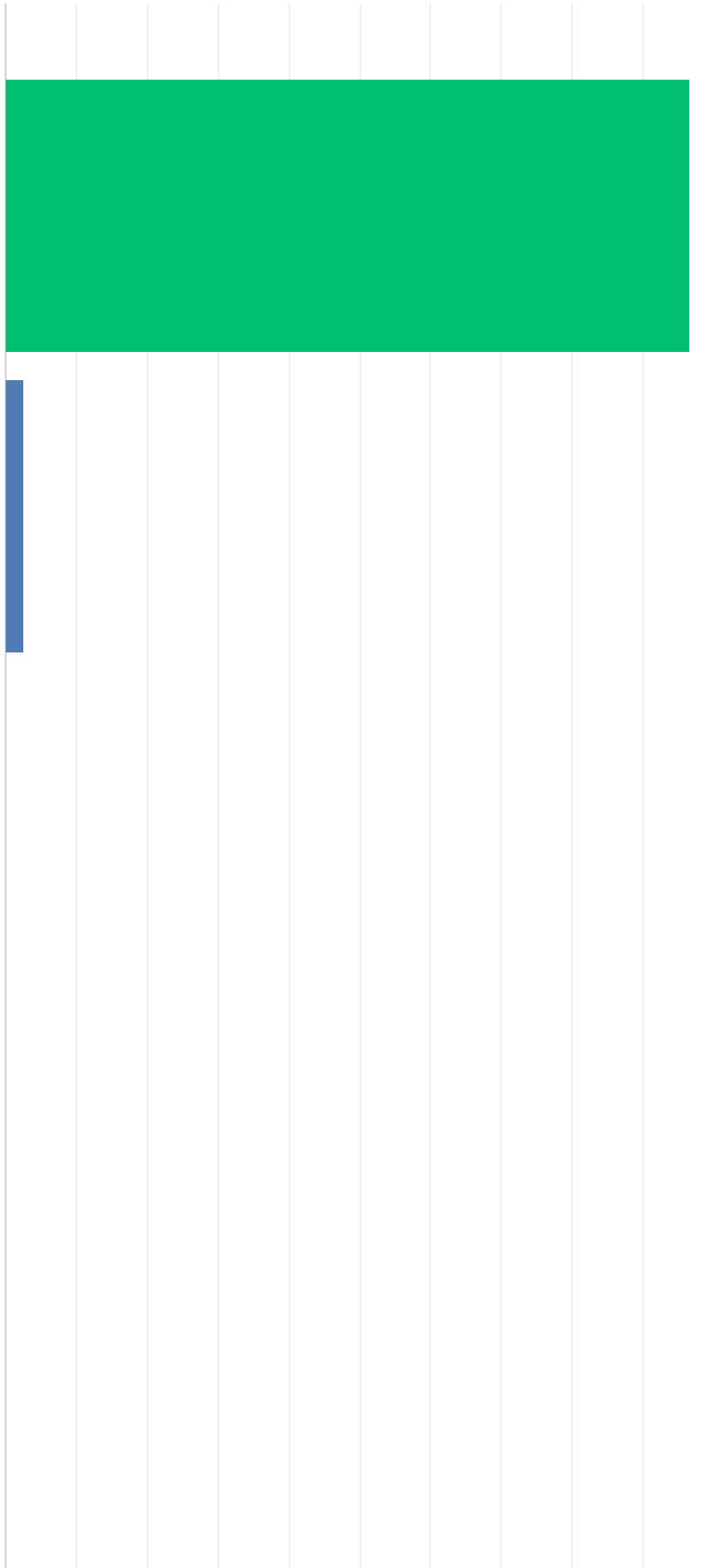


0% 10% 20% 30% 40% 50% 60% 70% 80% 90% 100%

- N/A
- 3
- 7
- K
- 4
- 8
- 1
- 5
- 2
- 6

Scholar 4

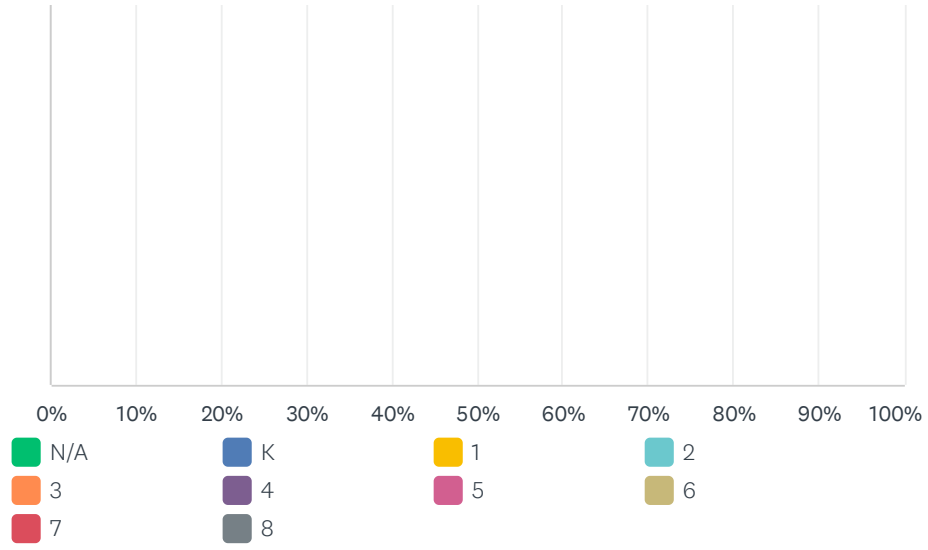





Grade level

for 21-22...

2021-2022 Parent/Guardian Survey: Lemman Academy Parker




Scholar 5



Grade level
for 21-22...

2021-2022 Parent/Guardian Survey: Lemman Academy Parker



Scholar 1											
	N/A	K	1	2	3	4	5	6	7	8	TOTAL
Grade level for 21-22 academic year	0.00% 0	12.06% 31	15.56% 40	13.62% 35	15.18% 39	8.56% 22	9.73% 25	10.12% 26	8.95% 23	6.23% 16	257

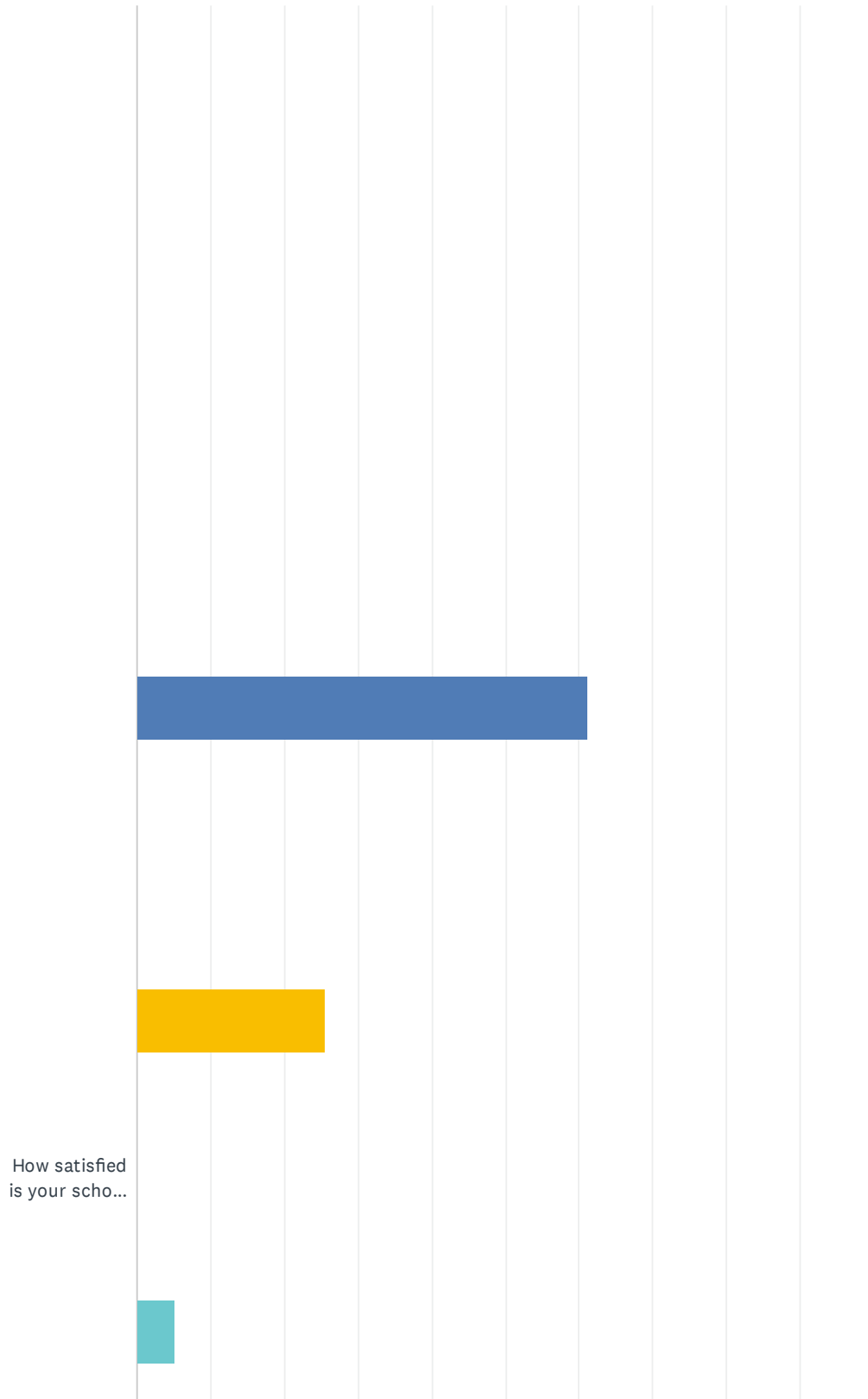
2021-2022 Parent/Guardian Survey: Lemman Academy Parker

Scholar 2											
	N/A	K	1	2	3	4	5	6	7	8	TOTAL
Grade level for 21-22 academic year	31.32% 57	7.69% 14	10.44% 19	8.79% 16	9.89% 18	11.54% 21	10.99% 20	4.95% 9	2.75% 5	1.65% 3	182
Scholar 3											
	N/A	K	1	2	3	4	5	6	7	8	TOTAL
Grade level for 21-22 academic year	71.32% 97	4.41% 6	6.62% 9	5.15% 7	2.94% 4	2.94% 4	0.00% 0	4.41% 6	0.00% 0	2.21% 3	136
Scholar 4											
	N/A	K	1	2	3	4	5	6	7	8	TOTAL
Grade level for 21-22 academic year	96.58% 113	2.56% 3	0.00% 0	0.00% 0	0.00% 0	0.00% 0	0.00% 0	0.00% 0	0.00% 0	0.85% 1	117
Scholar 5											
	N/A	K	1	2	3	4	5	6	7	8	TOTAL
Grade level for 21-22 academic year	100.00% 116	0.00% 0	0.00% 0	0.00% 0	0.00% 0	0.00% 0	0.00% 0	0.00% 0	0.00% 0	0.00% 0	116

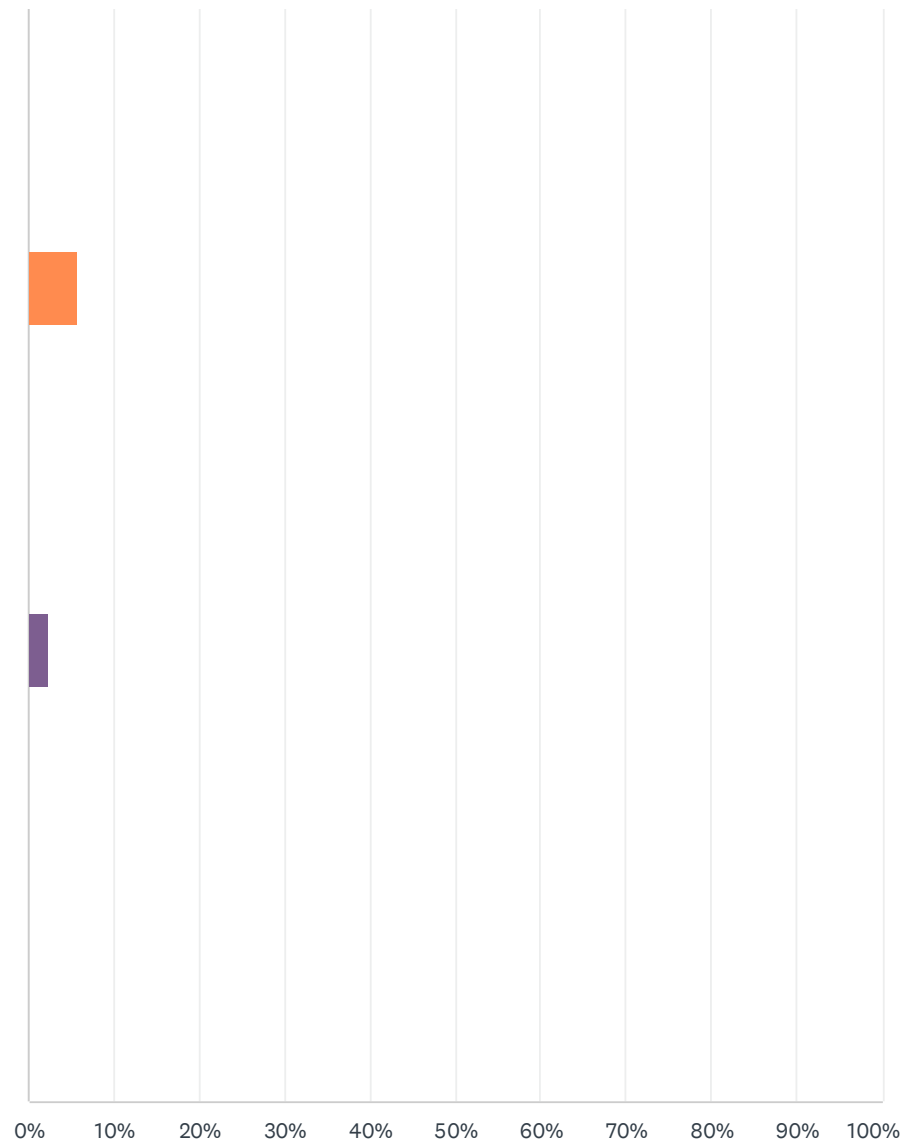
Q18 How satisfied is your scholar with Lemman Academy of Excellence?

Answered: 258 Skipped: 46

Scholar 1



2021-2022 Parent/Guardian Survey: Lemman Academy Parker

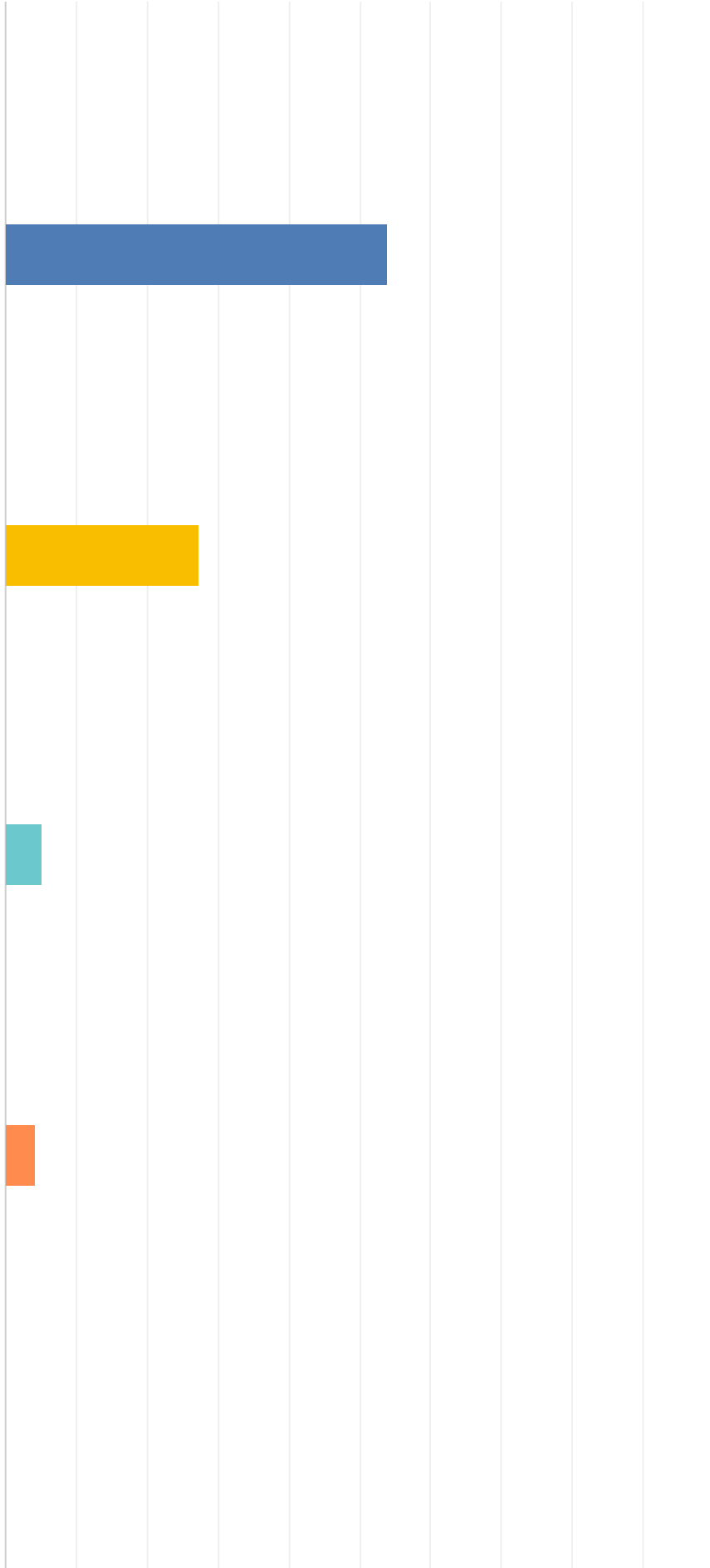


- N/A
- Very satisfi...
- Satisfied
- Neither
- Dissatisfied
- Very Dissat...

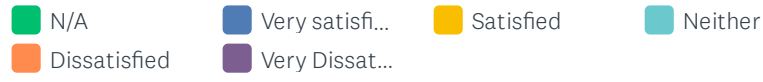
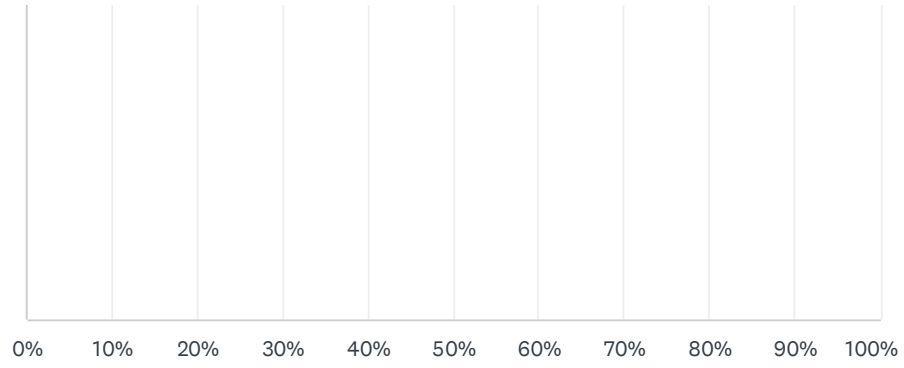
Scholar 2



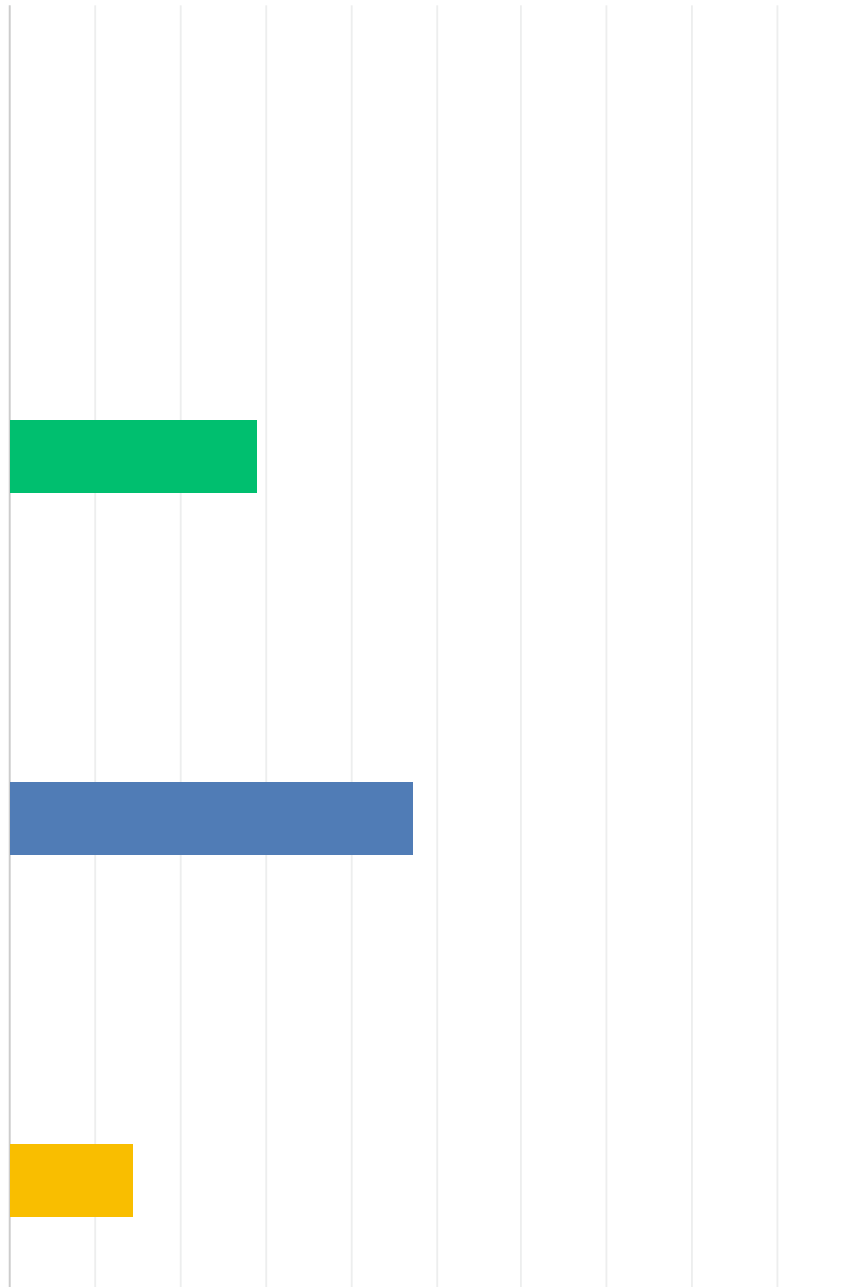
How satisfied
is your scho...



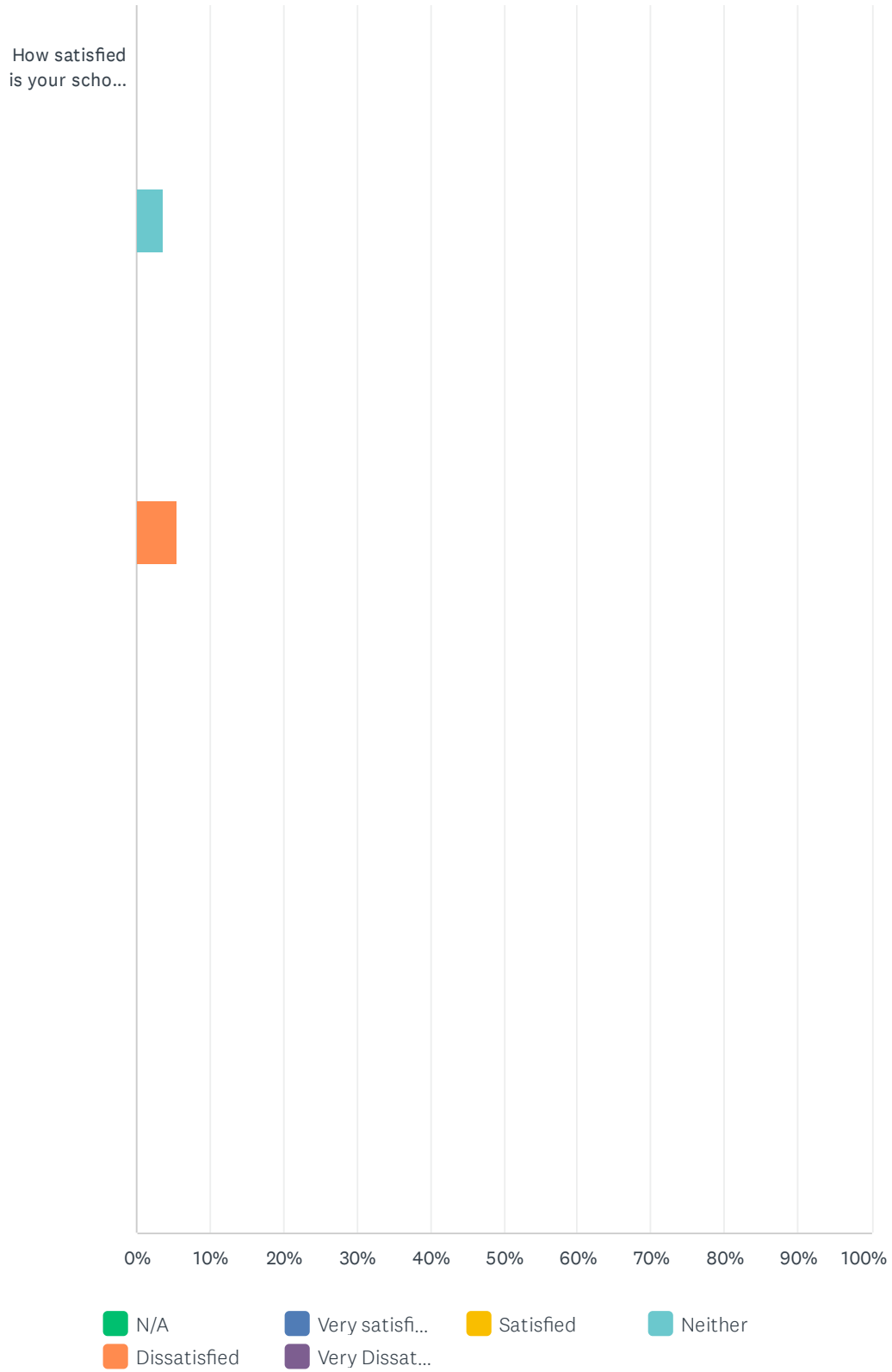
2021-2022 Parent/Guardian Survey: Lemman Academy Parker



Scholar 3

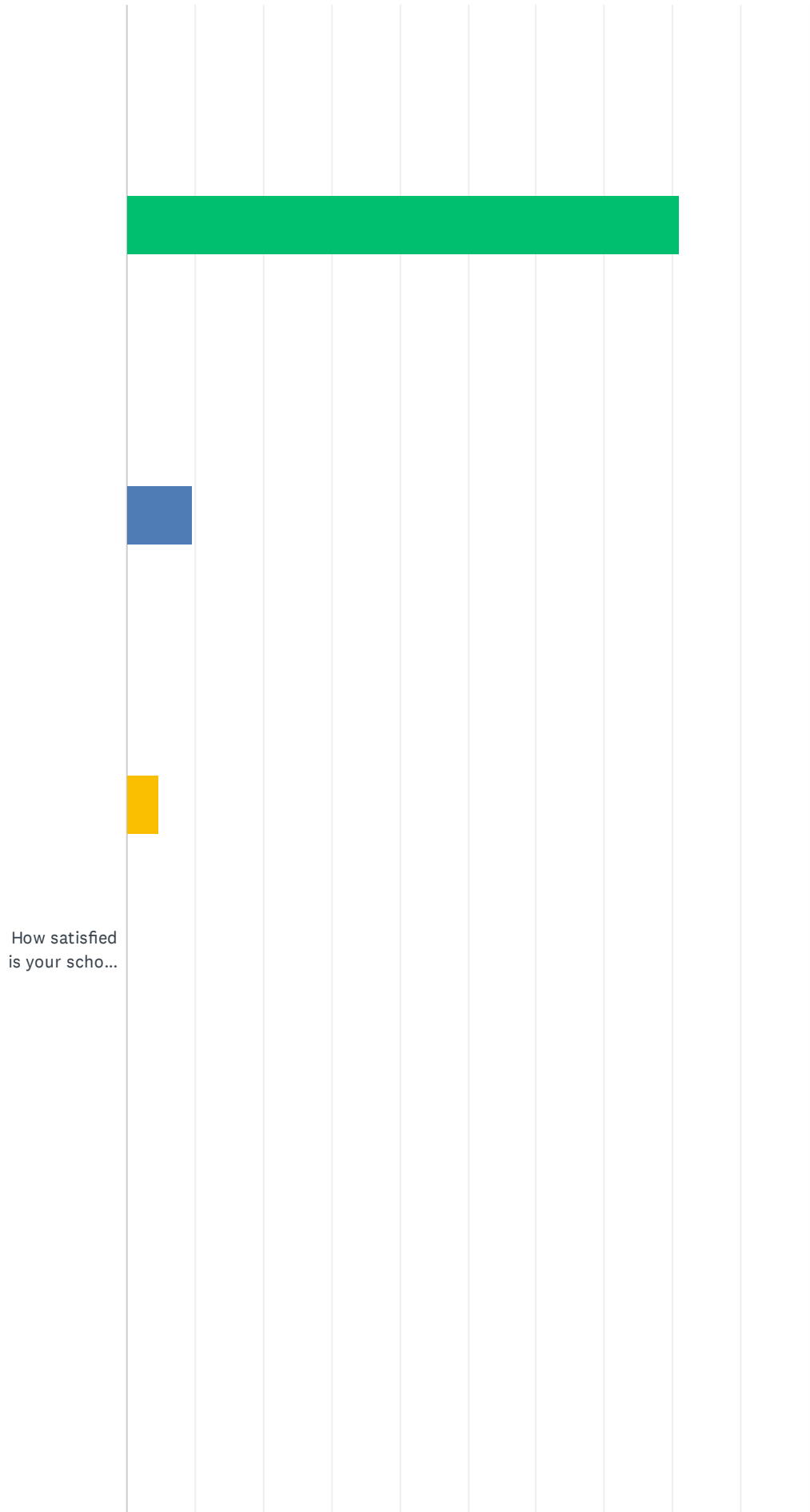


2021-2022 Parent/Guardian Survey: Lemman Academy Parker



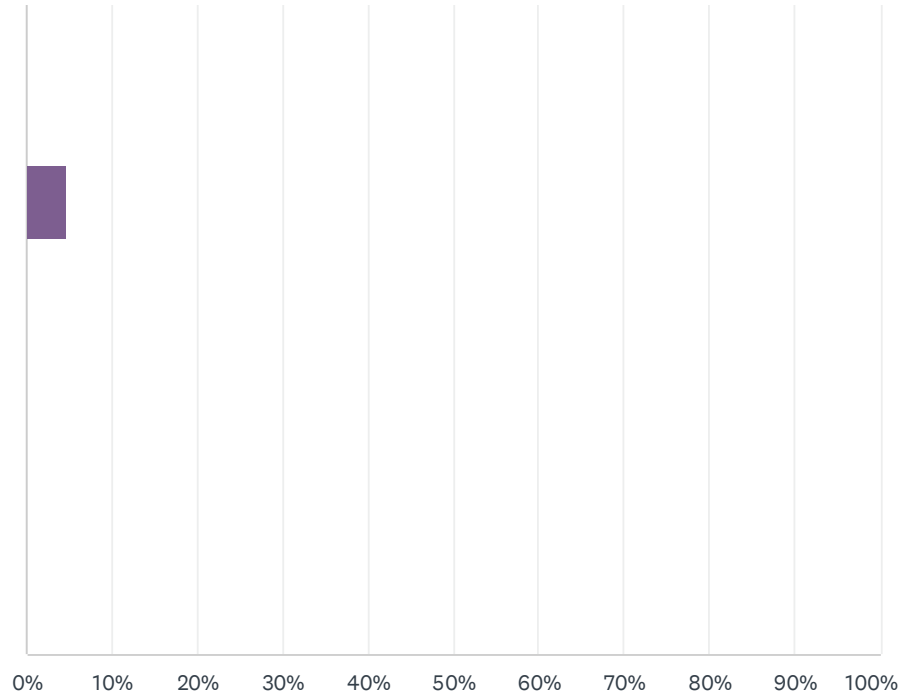
Scholar 4






How satisfied
is your scho...

2021-2022 Parent/Guardian Survey: Lemman Academy Parker



- N/A
- Dissatisfied
- Very satisfi...
- Very Dissat...
- Satisfied
- Neither

Scholar 5



2021-2022 Parent/Guardian Survey: Lemman Academy Parker

How satisfied
is your scho...




■ N/A

■ Very satisfi...

■ Satisfied

■ Neither

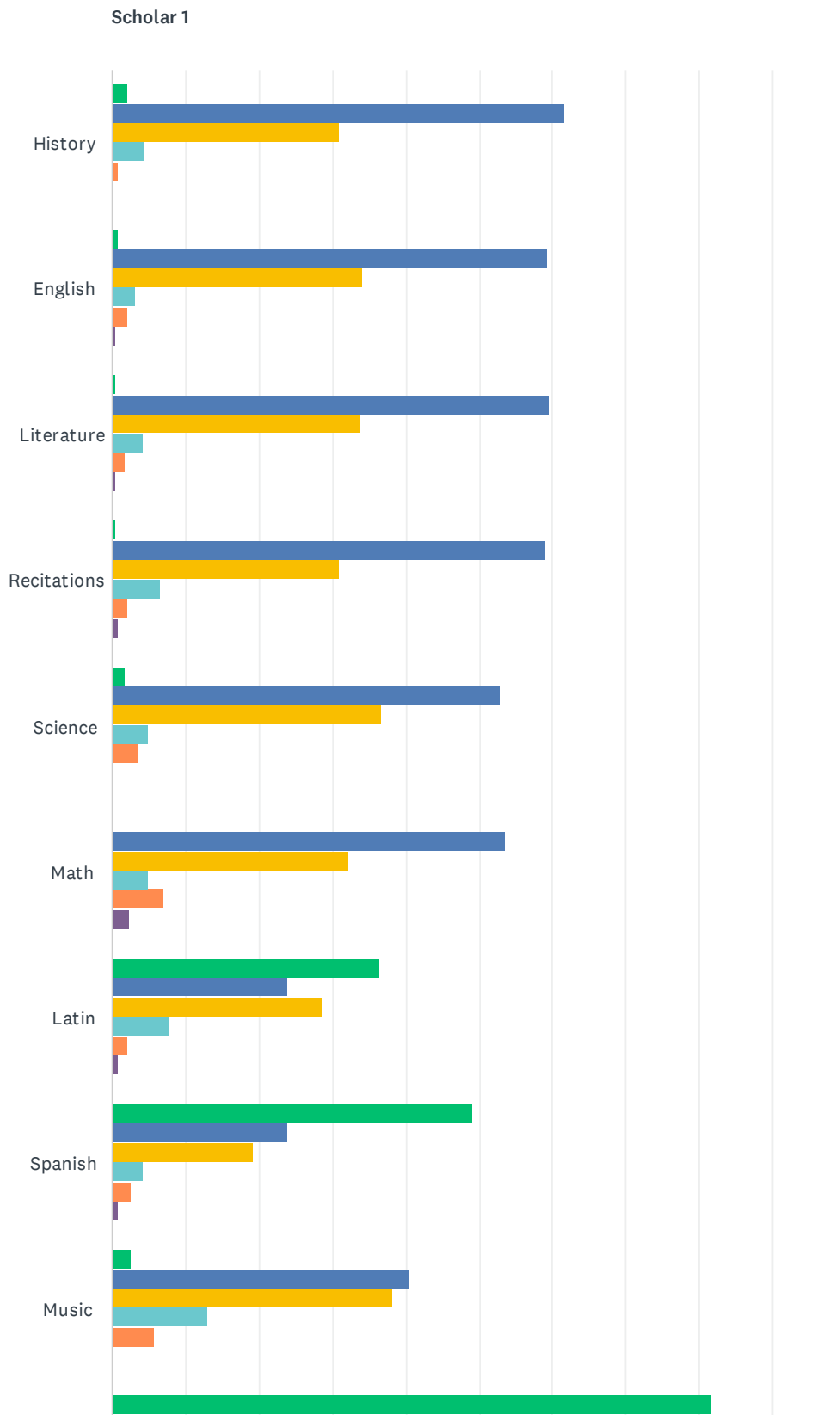
2021-2022 Parent/Guardian Survey: Lemna Academy Parker

 Dissatisfied  Very Dissat...

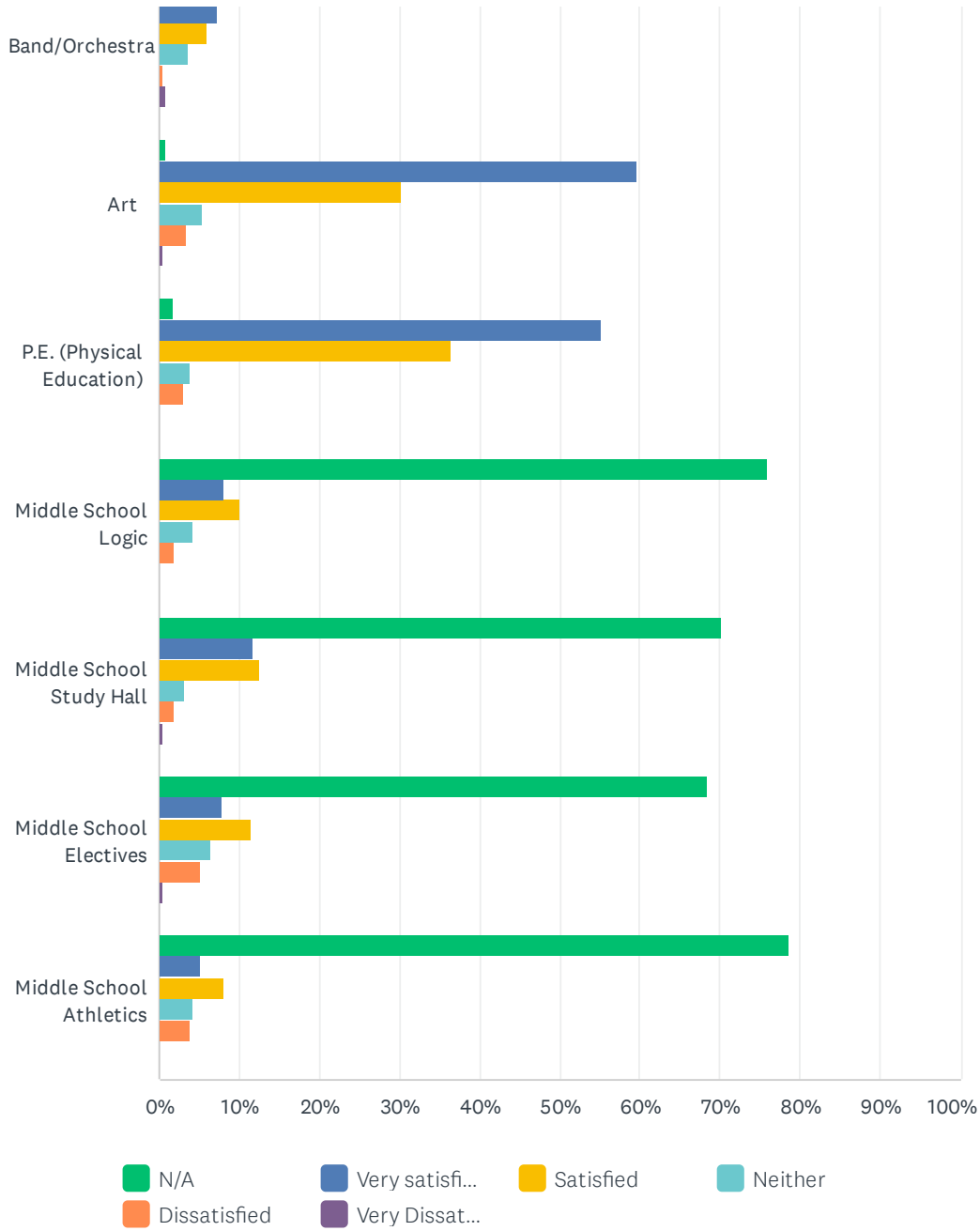
Scholar 1							
	N/A	VERY SATISFIED	SATISFIED	NEITHER	DISSATISFIED	VERY DISSATISFIED	TOTAL
How satisfied is your scholar with LAE?	0.00% 0	61.24% 158	25.58% 66	5.04% 13	5.81% 15	2.33% 6	258
Scholar 2							
	N/A	VERY SATISFIED	SATISFIED	NEITHER	DISSATISFIED	VERY DISSATISFIED	TOTAL
How satisfied is your scholar with LAE?	9.35% 13	53.96% 75	27.34% 38	5.04% 7	4.32% 6	0.00% 0	139
Scholar 3							
	N/A	VERY SATISFIED	SATISFIED	NEITHER	DISSATISFIED	VERY DISSATISFIED	TOTAL
How satisfied is your scholar with LAE?	29.09% 16	47.27% 26	14.55% 8	3.64% 2	5.45% 3	0.00% 0	55
Scholar 4							
	N/A	VERY SATISFIED	SATISFIED	NEITHER	DISSATISFIED	VERY DISSATISFIED	TOTAL
How satisfied is your scholar with LAE?	80.95% 17	9.52% 2	4.76% 1	0.00% 0	0.00% 0	4.76% 1	21
Scholar 5							
	N/A	VERY SATISFIED	SATISFIED	NEITHER	DISSATISFIED	VERY DISSATISFIED	TOTAL
How satisfied is your scholar with LAE?	100.00% 18	0.00% 0	0.00% 0	0.00% 0	0.00% 0	0.00% 0	18

Q19 Please rate Lemman Academy in the following subject areas that apply to your scholar:

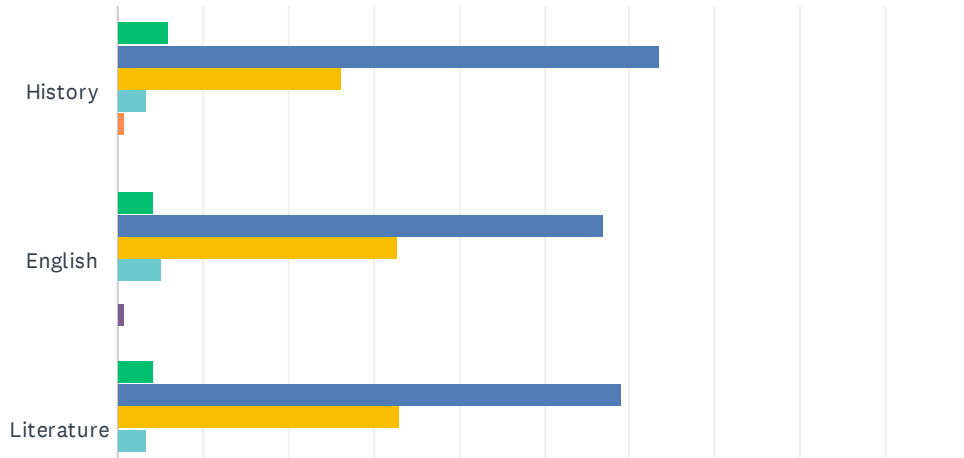
Answered: 247 Skipped: 57



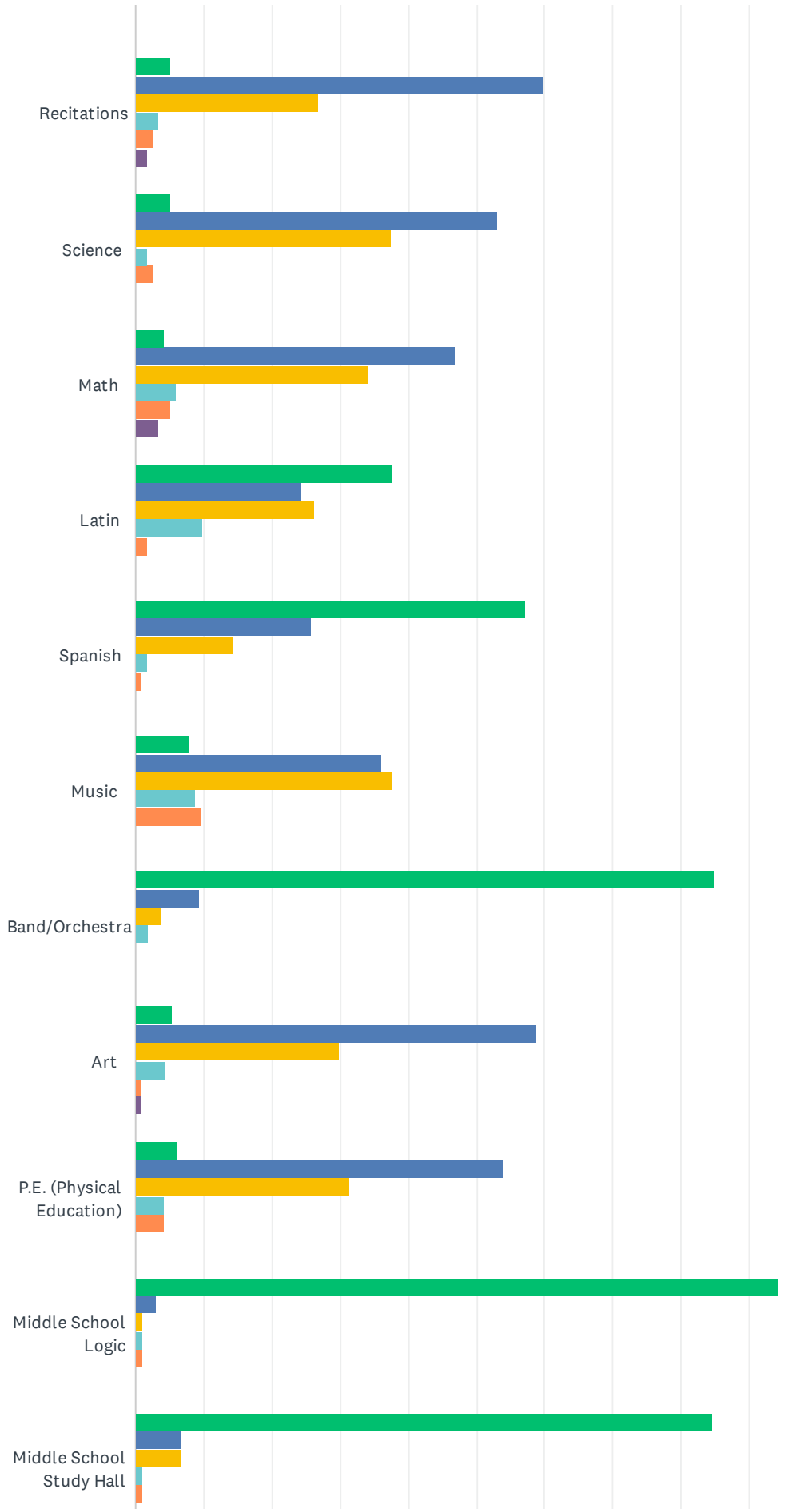
2021-2022 Parent/Guardian Survey: Lemman Academy Parker



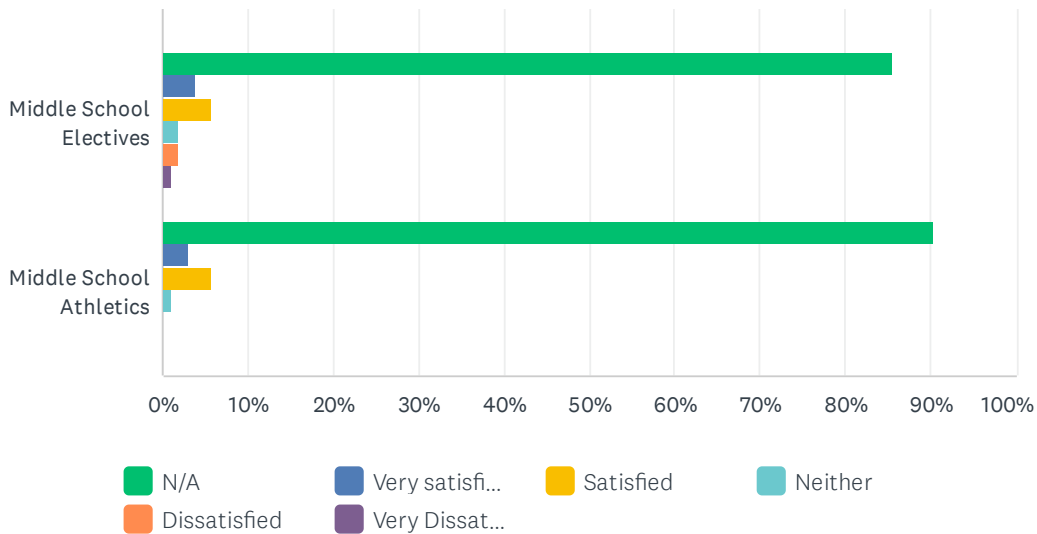
Scholar 2



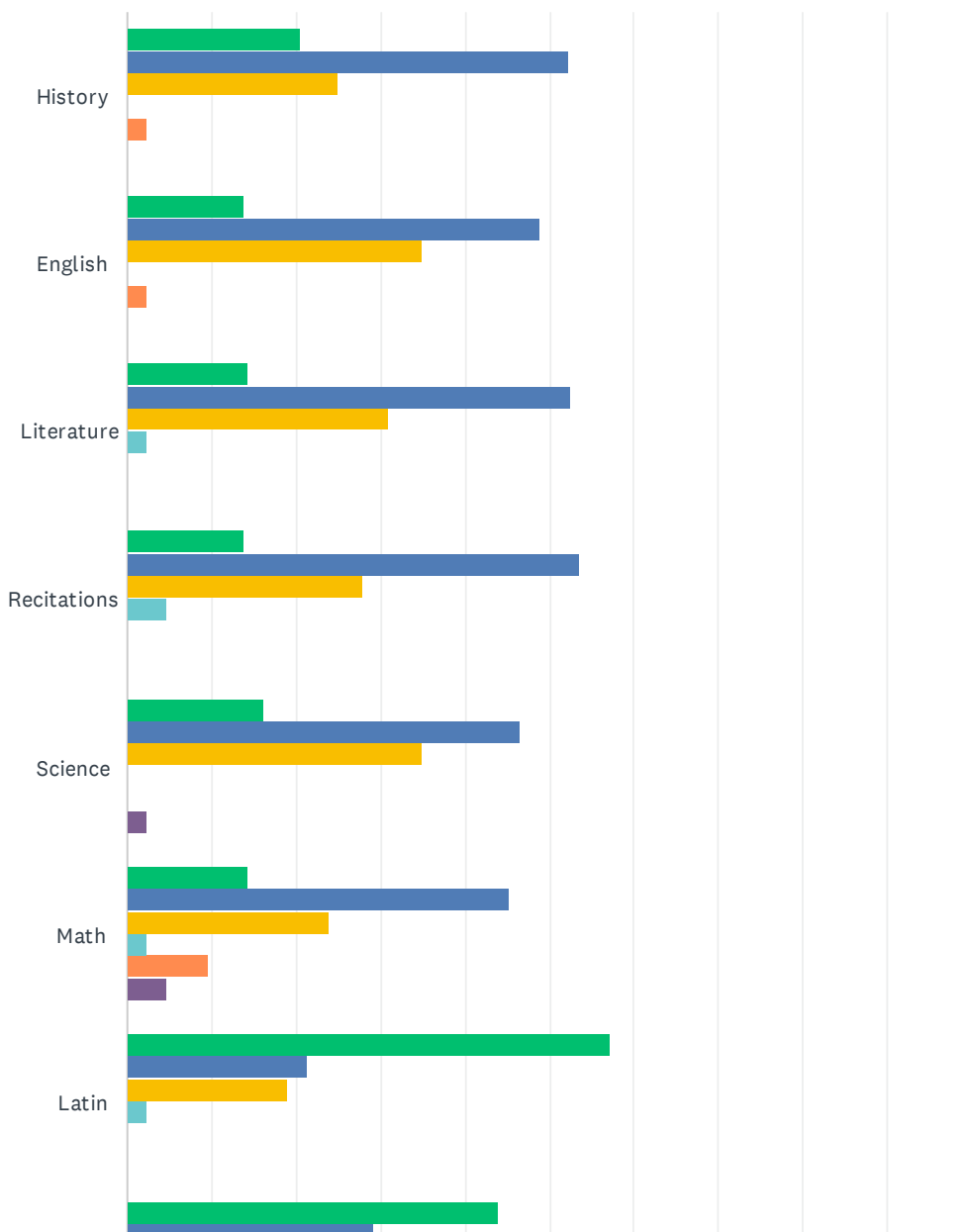
2021-2022 Parent/Guardian Survey: Lemman Academy Parker



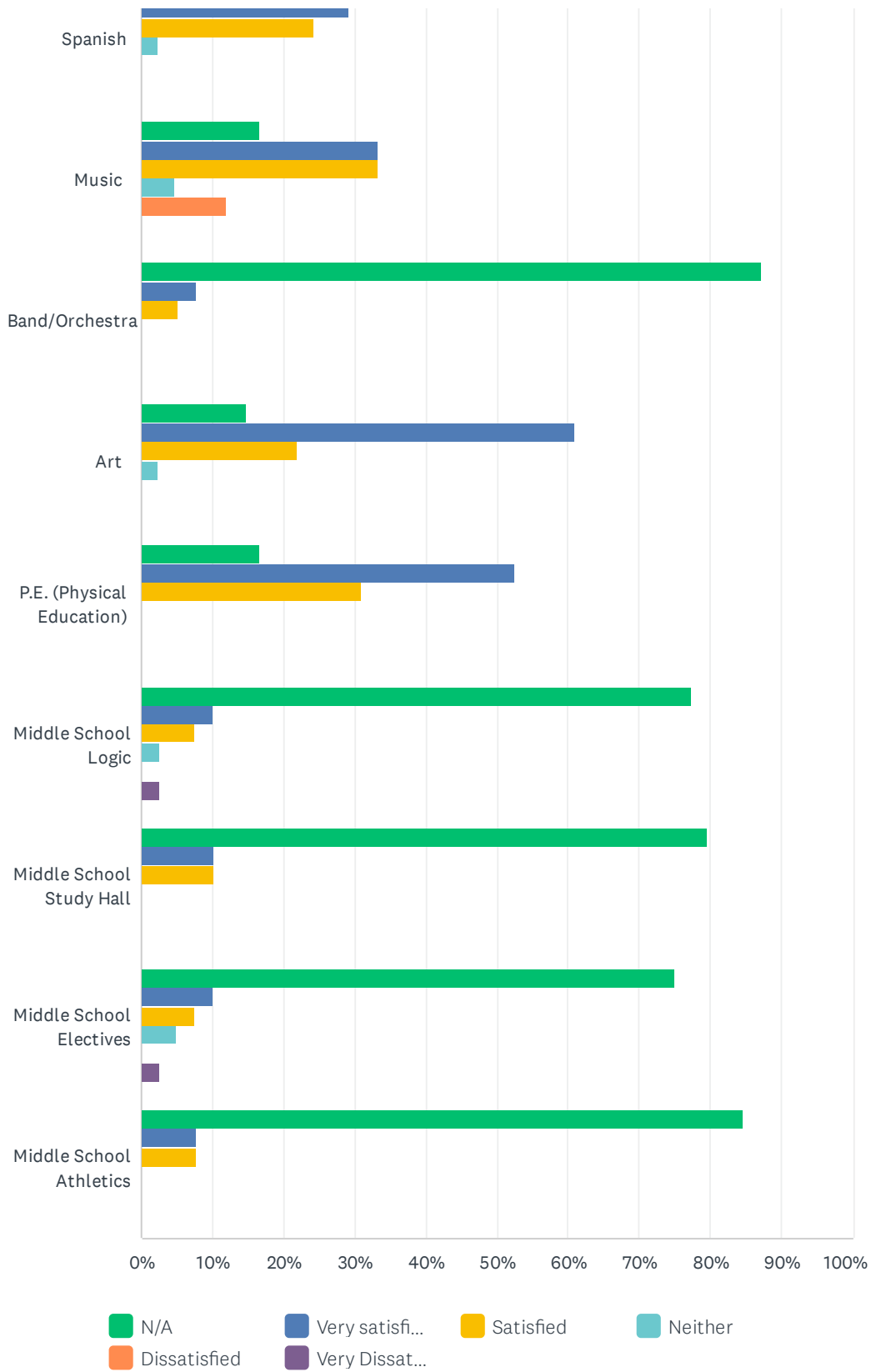
2021-2022 Parent/Guardian Survey: Lemman Academy Parker



Scholar 3



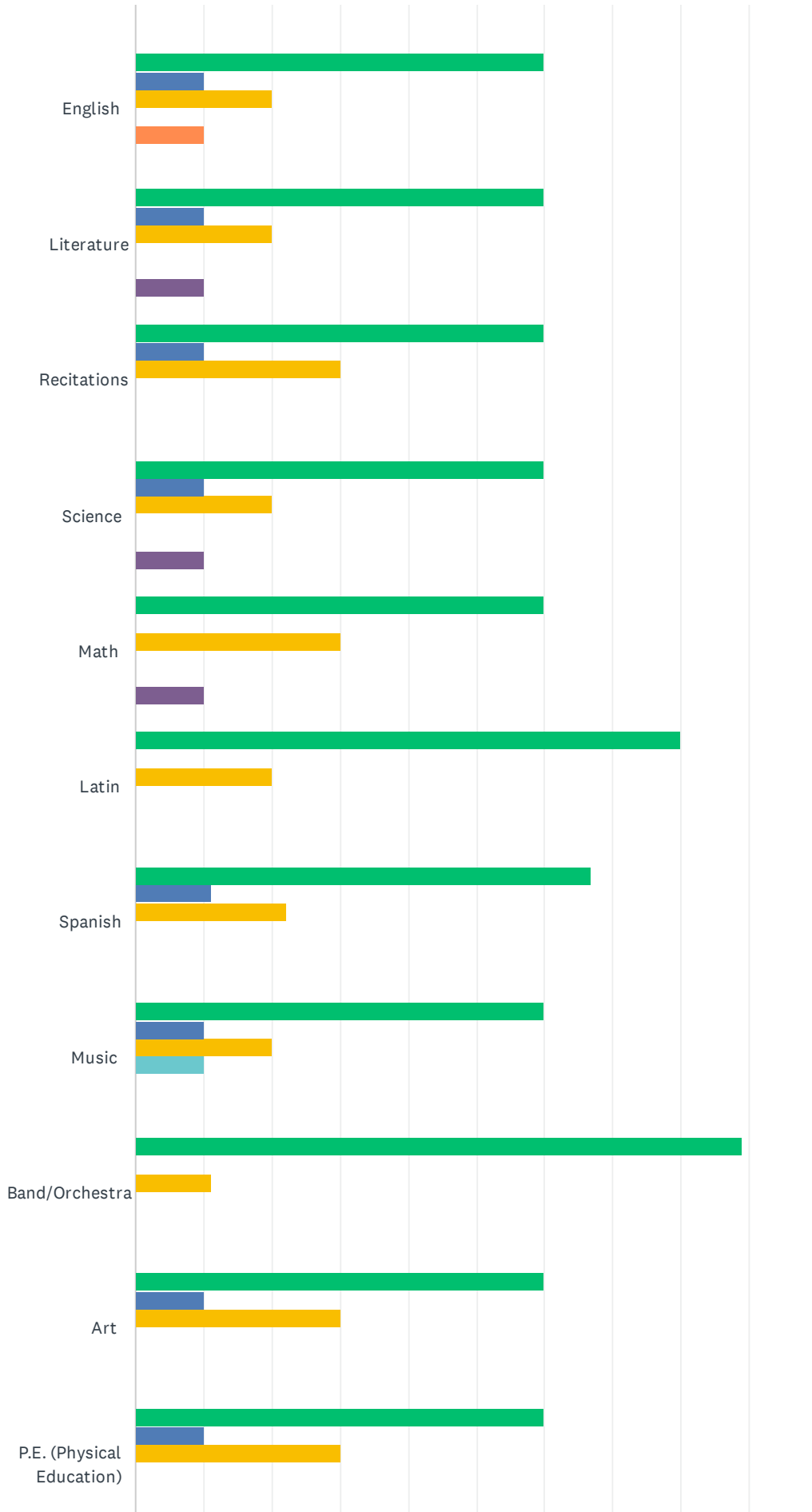
2021-2022 Parent/Guardian Survey: Lemman Academy Parker



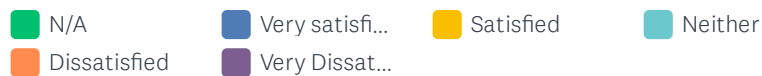
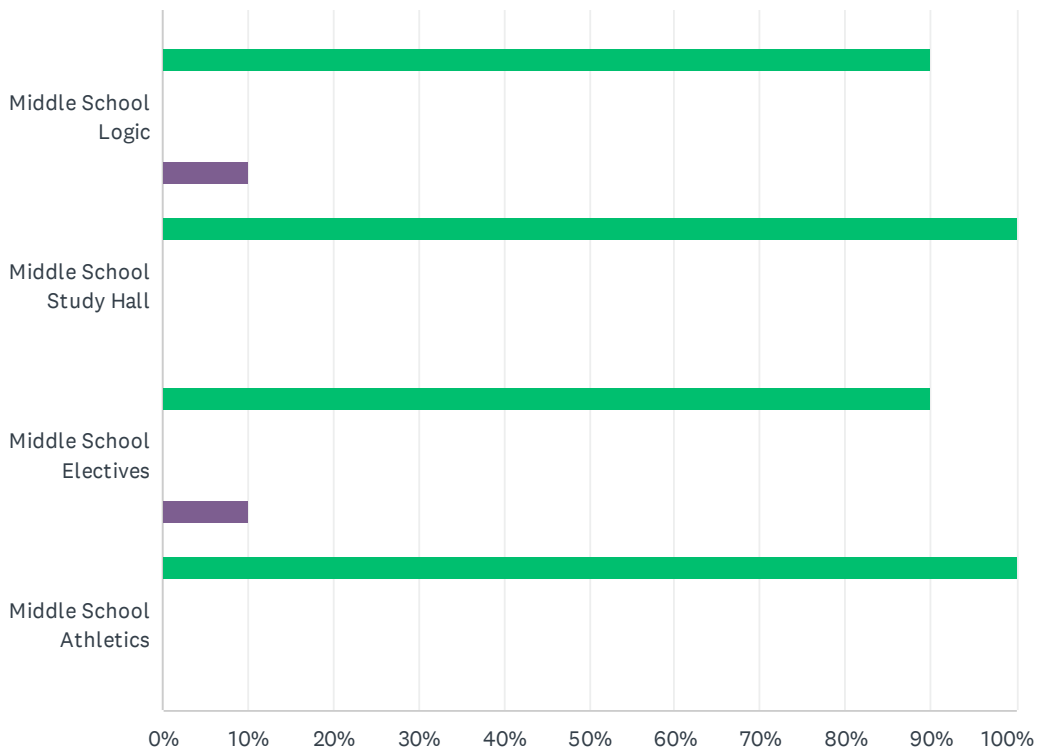
Scholar 4



2021-2022 Parent/Guardian Survey: Lemman Academy Parker



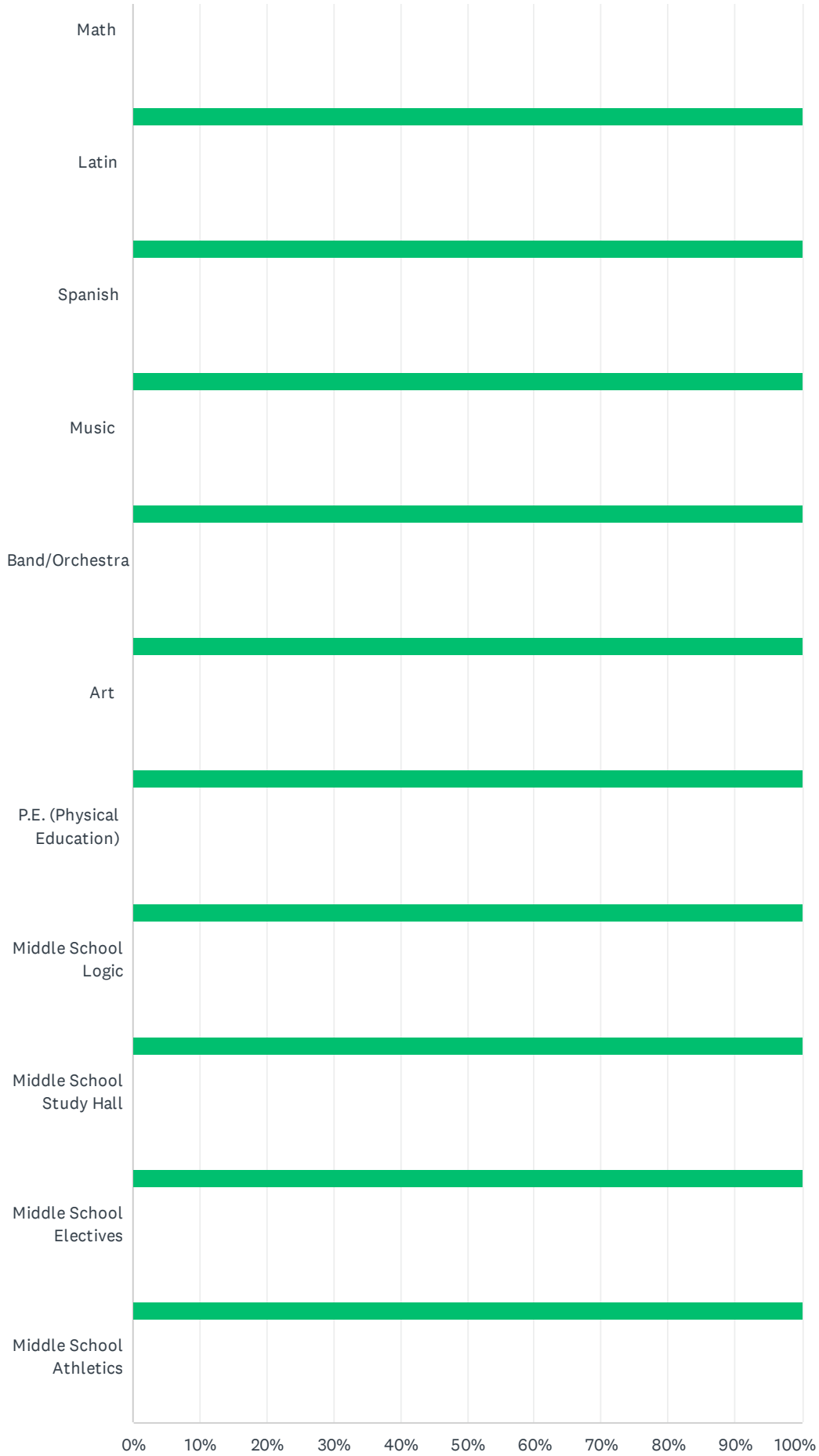
2021-2022 Parent/Guardian Survey: Lemman Academy Parker



Scholar 5



2021-2022 Parent/Guardian Survey: Lemman Academy Parker



2021-2022 Parent/Guardian Survey: Lemn Academy Parker



Scholar 1							
	N/A	VERY SATISFIED	SATISFIED	NEITHER	DISSATISFIED	VERY DISSATISFIED	TOTAL
History	2.07% 5	61.57% 149	30.99% 75	4.55% 11	0.83% 2	0.00% 0	242
English	0.82% 2	59.26% 144	34.16% 83	3.29% 8	2.06% 5	0.41% 1	243
Literature	0.42% 1	59.41% 142	33.89% 81	4.18% 10	1.67% 4	0.42% 1	239
Recitations	0.42% 1	59.17% 142	30.83% 74	6.67% 16	2.08% 5	0.83% 2	240
Science	1.65% 4	52.89% 128	36.78% 89	4.96% 12	3.72% 9	0.00% 0	242
Math	0.00% 0	53.47% 131	32.24% 79	4.90% 12	6.94% 17	2.45% 6	245
Latin	36.56% 83	23.79% 54	28.63% 65	7.93% 18	2.20% 5	0.88% 2	227
Spanish	49.15% 115	23.93% 56	19.23% 45	4.27% 10	2.56% 6	0.85% 2	234
Music	2.51% 6	40.59% 97	38.08% 91	12.97% 31	5.86% 14	0.00% 0	239
Band/Orchestra	81.65% 178	7.34% 16	5.96% 13	3.67% 8	0.46% 1	0.92% 2	218
Art	0.83% 2	59.75% 144	30.29% 73	5.39% 13	3.32% 8	0.41% 1	241
P.E. (Physical Education)	1.67% 4	55.23% 132	36.40% 87	3.77% 9	2.93% 7	0.00% 0	239
Middle School Logic	75.83% 160	8.06% 17	9.95% 21	4.27% 9	1.90% 4	0.00% 0	211
Middle School Study Hall	70.09% 150	11.68% 25	12.62% 27	3.27% 7	1.87% 4	0.47% 1	214
Middle School Electives	68.52% 148	7.87% 17	11.57% 25	6.48% 14	5.09% 11	0.46% 1	216
Middle School Athletics	78.77% 167	5.19% 11	8.02% 17	4.25% 9	3.77% 8	0.00% 0	212

2021-2022 Parent/Guardian Survey: Lemna Academy Parker

Scholar 2							
	N/A	VERY SATISFIED	SATISFIED	NEITHER	DISSATISFIED	VERY DISSATISFIED	TOTAL
History	5.93% 7	63.56% 75	26.27% 31	3.39% 4	0.85% 1	0.00% 0	118
English	4.31% 5	56.90% 66	32.76% 38	5.17% 6	0.00% 0	0.86% 1	116
Literature	4.35% 5	59.13% 68	33.04% 38	3.48% 4	0.00% 0	0.00% 0	115
Recitations	5.22% 6	60.00% 69	26.96% 31	3.48% 4	2.61% 3	1.74% 2	115
Science	5.13% 6	52.99% 62	37.61% 44	1.71% 2	2.56% 3	0.00% 0	117
Math	4.27% 5	47.01% 55	34.19% 40	5.98% 7	5.13% 6	3.42% 4	117
Latin	37.84% 42	24.32% 27	26.13% 29	9.91% 11	1.80% 2	0.00% 0	111
Spanish	57.14% 64	25.89% 29	14.29% 16	1.79% 2	0.89% 1	0.00% 0	112
Music	7.89% 9	35.96% 41	37.72% 43	8.77% 10	9.65% 11	0.00% 0	114
Band/Orchestra	84.91% 90	9.43% 10	3.77% 4	1.89% 2	0.00% 0	0.00% 0	106
Art	5.26% 6	58.77% 67	29.82% 34	4.39% 5	0.88% 1	0.88% 1	114
P.E. (Physical Education)	6.09% 7	53.91% 62	31.30% 36	4.35% 5	4.35% 5	0.00% 0	115
Middle School Logic	94.23% 98	2.88% 3	0.96% 1	0.96% 1	0.96% 1	0.00% 0	104
Middle School Study Hall	84.62% 88	6.73% 7	6.73% 7	0.96% 1	0.96% 1	0.00% 0	104
Middle School Electives	85.58% 89	3.85% 4	5.77% 6	1.92% 2	1.92% 2	0.96% 1	104
Middle School Athletics	90.38% 94	2.88% 3	5.77% 6	0.96% 1	0.00% 0	0.00% 0	104

2021-2022 Parent/Guardian Survey: Lemn Academy Parker

Scholar 3							
	N/A	VERY SATISFIED	SATISFIED	NEITHER	DISSATISFIED	VERY DISSATISFIED	TOTAL
History	20.45% 9	52.27% 23	25.00% 11	0.00% 0	2.27% 1	0.00% 0	44
English	13.95% 6	48.84% 21	34.88% 15	0.00% 0	2.33% 1	0.00% 0	43
Literature	14.29% 6	52.38% 22	30.95% 13	2.38% 1	0.00% 0	0.00% 0	42
Recitations	13.95% 6	53.49% 23	27.91% 12	4.65% 2	0.00% 0	0.00% 0	43
Science	16.28% 7	46.51% 20	34.88% 15	0.00% 0	0.00% 0	2.33% 1	43
Math	14.29% 6	45.24% 19	23.81% 10	2.38% 1	9.52% 4	4.76% 2	42
Latin	57.14% 24	21.43% 9	19.05% 8	2.38% 1	0.00% 0	0.00% 0	42
Spanish	43.90% 18	29.27% 12	24.39% 10	2.44% 1	0.00% 0	0.00% 0	41
Music	16.67% 7	33.33% 14	33.33% 14	4.76% 2	11.90% 5	0.00% 0	42
Band/Orchestra	87.18% 34	7.69% 3	5.13% 2	0.00% 0	0.00% 0	0.00% 0	39
Art	14.63% 6	60.98% 25	21.95% 9	2.44% 1	0.00% 0	0.00% 0	41
P.E. (Physical Education)	16.67% 7	52.38% 22	30.95% 13	0.00% 0	0.00% 0	0.00% 0	42
Middle School Logic	77.50% 31	10.00% 4	7.50% 3	2.50% 1	0.00% 0	2.50% 1	40
Middle School Study Hall	79.49% 31	10.26% 4	10.26% 4	0.00% 0	0.00% 0	0.00% 0	39
Middle School Electives	75.00% 30	10.00% 4	7.50% 3	5.00% 2	0.00% 0	2.50% 1	40
Middle School Athletics	84.62% 33	7.69% 3	7.69% 3	0.00% 0	0.00% 0	0.00% 0	39

2021-2022 Parent/Guardian Survey: Lemman Academy Parker

Scholar 4							
	N/A	VERY SATISFIED	SATISFIED	NEITHER	DISSATISFIED	VERY DISSATISFIED	TOTAL
History	63.64% 7	9.09% 1	27.27% 3	0.00% 0	0.00% 0	0.00% 0	11
English	60.00% 6	10.00% 1	20.00% 2	0.00% 0	10.00% 1	0.00% 0	10
Literature	60.00% 6	10.00% 1	20.00% 2	0.00% 0	0.00% 0	10.00% 1	10
Recitations	60.00% 6	10.00% 1	30.00% 3	0.00% 0	0.00% 0	0.00% 0	10
Science	60.00% 6	10.00% 1	20.00% 2	0.00% 0	0.00% 0	10.00% 1	10
Math	60.00% 6	0.00% 0	30.00% 3	0.00% 0	0.00% 0	10.00% 1	10
Latin	80.00% 8	0.00% 0	20.00% 2	0.00% 0	0.00% 0	0.00% 0	10
Spanish	66.67% 6	11.11% 1	22.22% 2	0.00% 0	0.00% 0	0.00% 0	9
Music	60.00% 6	10.00% 1	20.00% 2	10.00% 1	0.00% 0	0.00% 0	10
Band/Orchestra	88.89% 8	0.00% 0	11.11% 1	0.00% 0	0.00% 0	0.00% 0	9
Art	60.00% 6	10.00% 1	30.00% 3	0.00% 0	0.00% 0	0.00% 0	10
P.E. (Physical Education)	60.00% 6	10.00% 1	30.00% 3	0.00% 0	0.00% 0	0.00% 0	10
Middle School Logic	90.00% 9	0.00% 0	0.00% 0	0.00% 0	0.00% 0	10.00% 1	10
Middle School Study Hall	100.00% 9	0.00% 0	0.00% 0	0.00% 0	0.00% 0	0.00% 0	9
Middle School Electives	90.00% 9	0.00% 0	0.00% 0	0.00% 0	0.00% 0	10.00% 1	10
Middle School Athletics	100.00% 9	0.00% 0	0.00% 0	0.00% 0	0.00% 0	0.00% 0	9

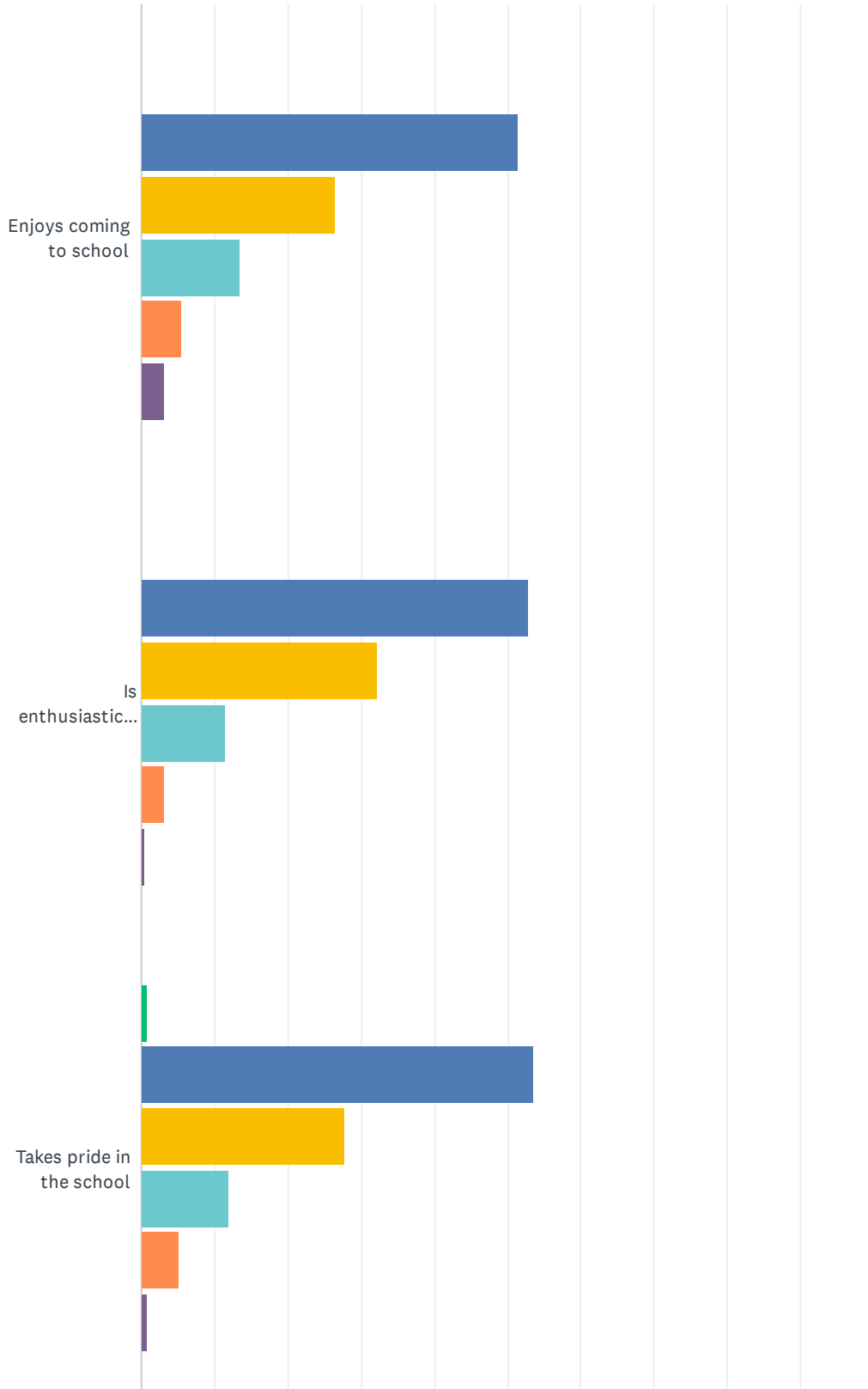
2021-2022 Parent/Guardian Survey: Lemn Academy Parker

Scholar 5							
	N/A	VERY SATISFIED	SATISFIED	NEITHER	DISSATISFIED	VERY DISSATISFIED	TOTAL
History	100.00% 7	0.00% 0	0.00% 0	0.00% 0	0.00% 0	0.00% 0	7
English	100.00% 6	0.00% 0	0.00% 0	0.00% 0	0.00% 0	0.00% 0	6
Literature	100.00% 6	0.00% 0	0.00% 0	0.00% 0	0.00% 0	0.00% 0	6
Recitations	100.00% 6	0.00% 0	0.00% 0	0.00% 0	0.00% 0	0.00% 0	6
Science	100.00% 6	0.00% 0	0.00% 0	0.00% 0	0.00% 0	0.00% 0	6
Math	100.00% 6	0.00% 0	0.00% 0	0.00% 0	0.00% 0	0.00% 0	6
Latin	100.00% 6	0.00% 0	0.00% 0	0.00% 0	0.00% 0	0.00% 0	6
Spanish	100.00% 6	0.00% 0	0.00% 0	0.00% 0	0.00% 0	0.00% 0	6
Music	100.00% 6	0.00% 0	0.00% 0	0.00% 0	0.00% 0	0.00% 0	6
Band/Orchestra	100.00% 6	0.00% 0	0.00% 0	0.00% 0	0.00% 0	0.00% 0	6
Art	100.00% 6	0.00% 0	0.00% 0	0.00% 0	0.00% 0	0.00% 0	6
P.E. (Physical Education)	100.00% 6	0.00% 0	0.00% 0	0.00% 0	0.00% 0	0.00% 0	6
Middle School Logic	100.00% 6	0.00% 0	0.00% 0	0.00% 0	0.00% 0	0.00% 0	6
Middle School Study Hall	100.00% 6	0.00% 0	0.00% 0	0.00% 0	0.00% 0	0.00% 0	6
Middle School Electives	100.00% 6	0.00% 0	0.00% 0	0.00% 0	0.00% 0	0.00% 0	6
Middle School Athletics	100.00% 6	0.00% 0	0.00% 0	0.00% 0	0.00% 0	0.00% 0	6

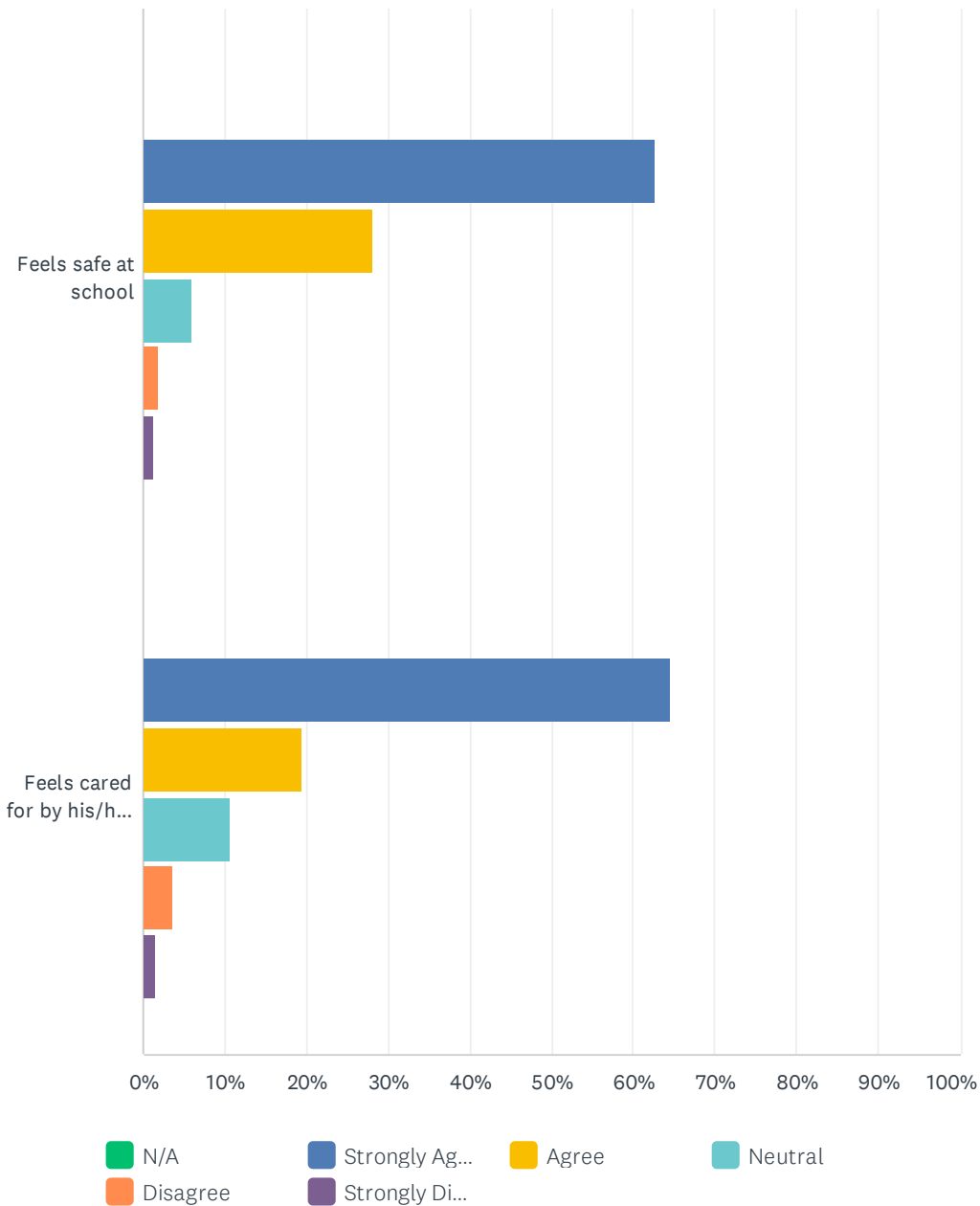
Q20 My scholar:

Answered: 253 Skipped: 51

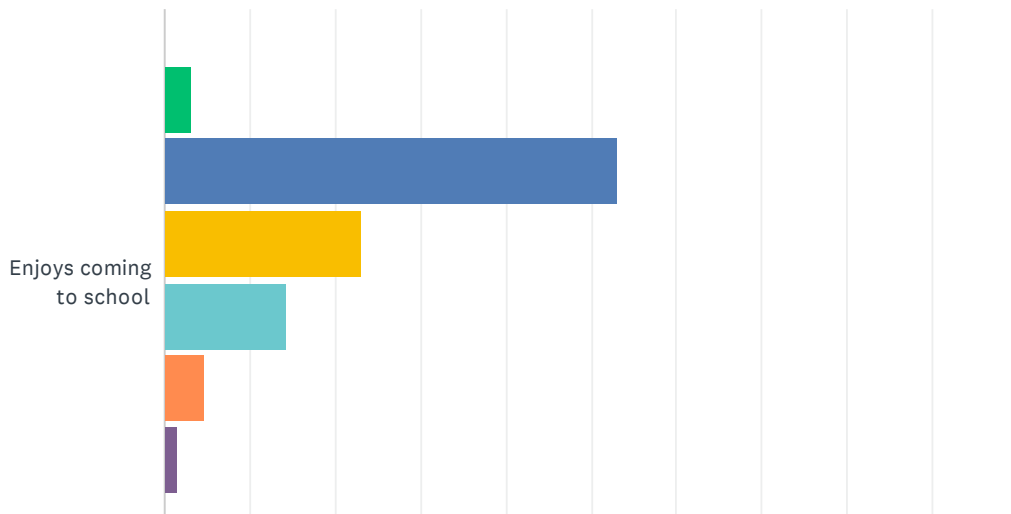
Scholar 1

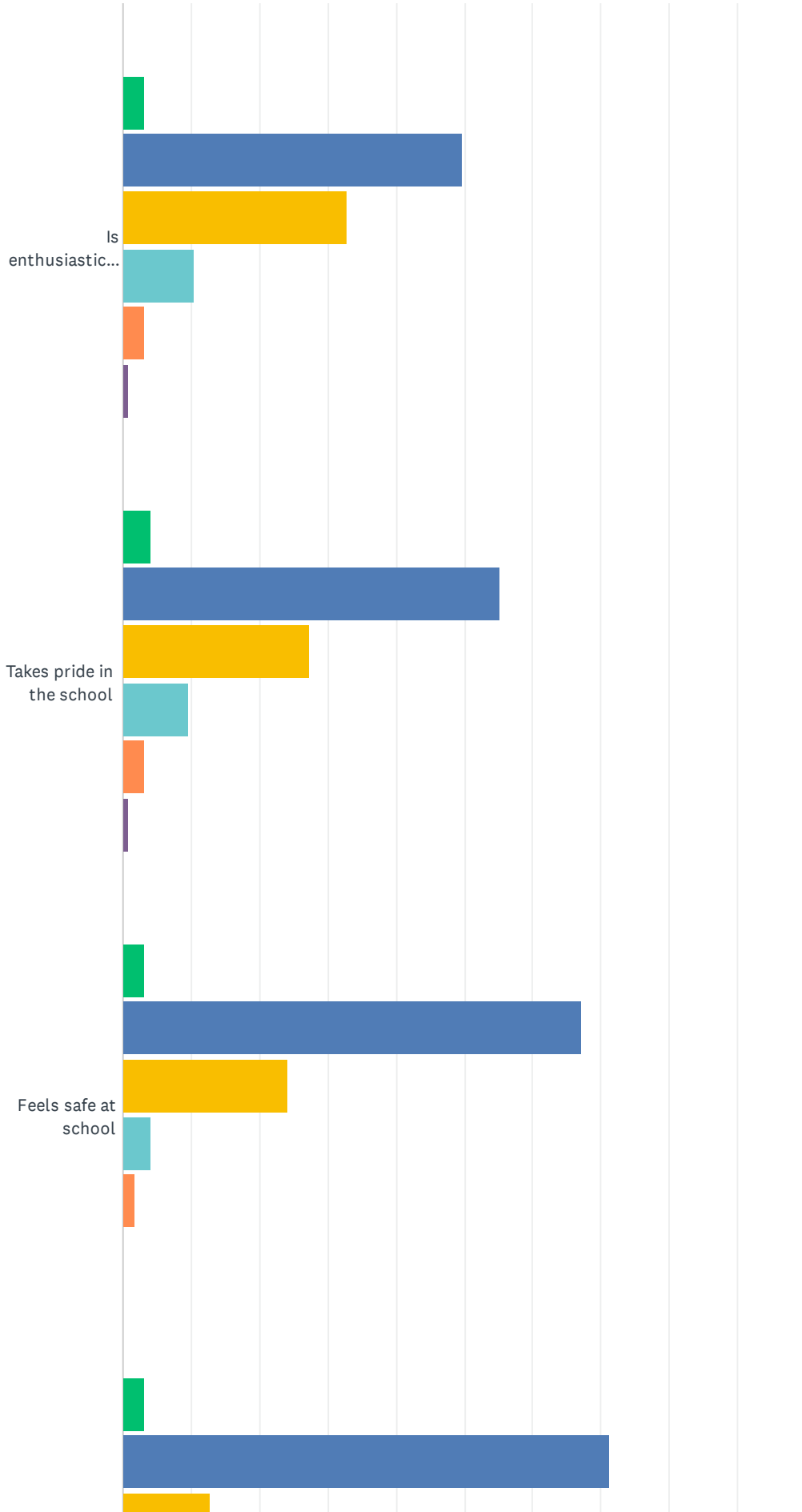


2021-2022 Parent/Guardian Survey: Lemman Academy Parker

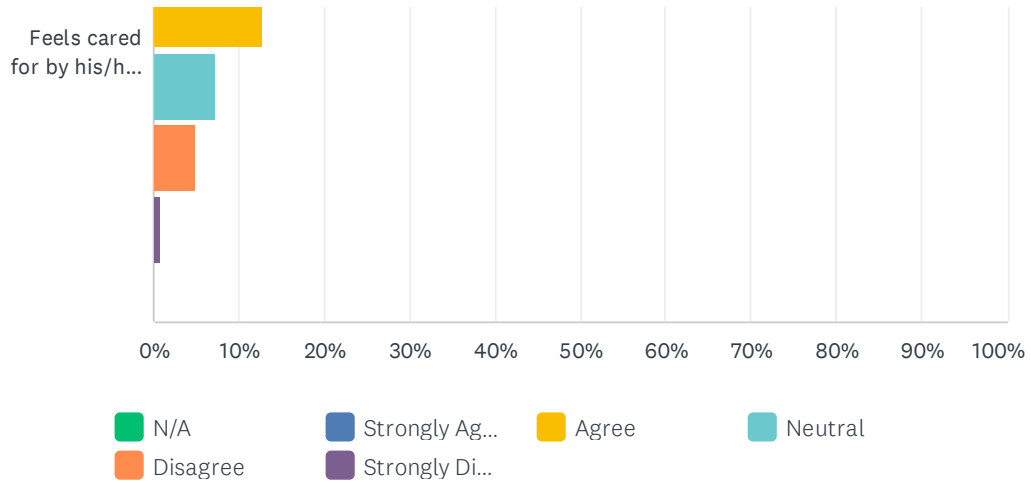


Scholar 2

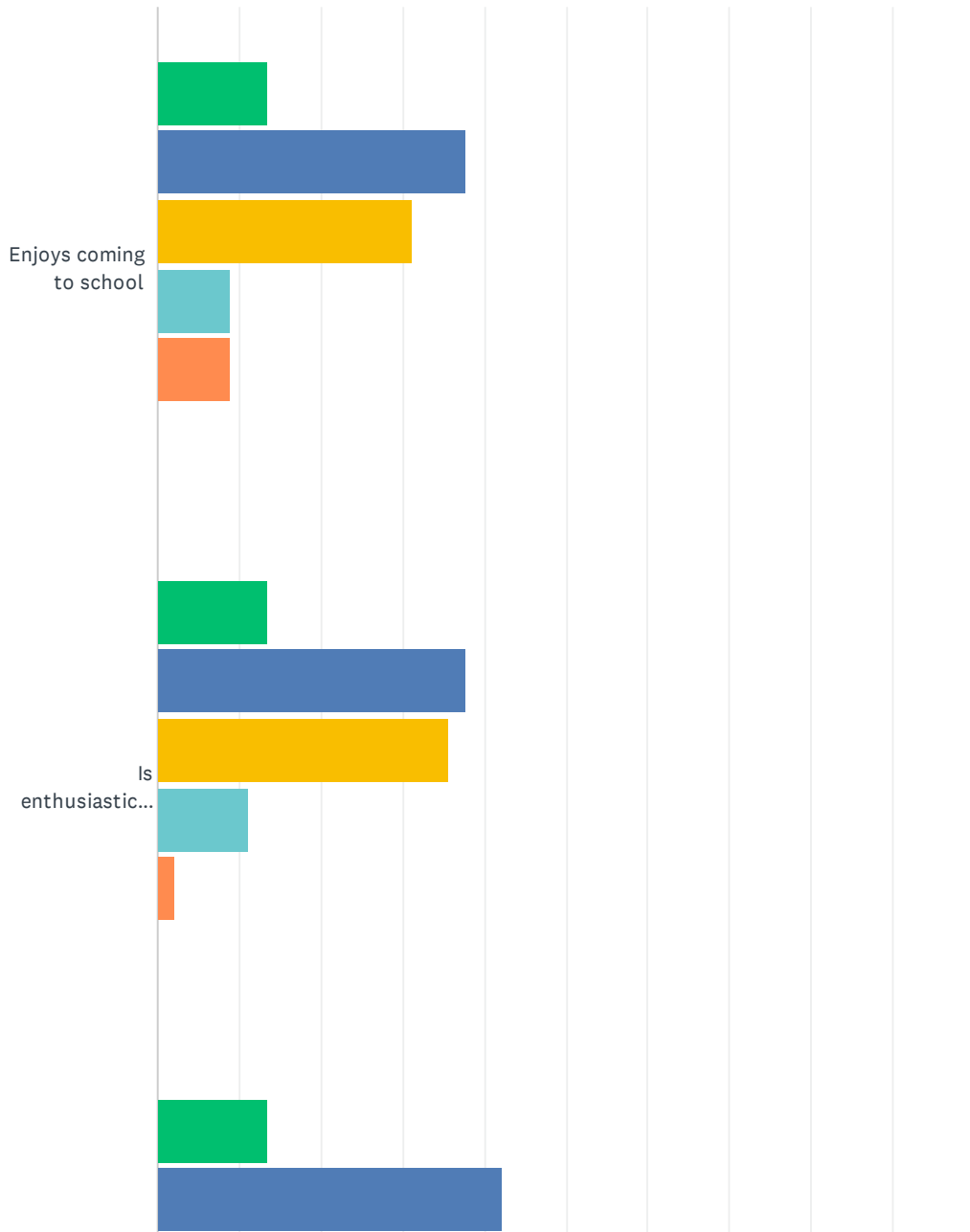




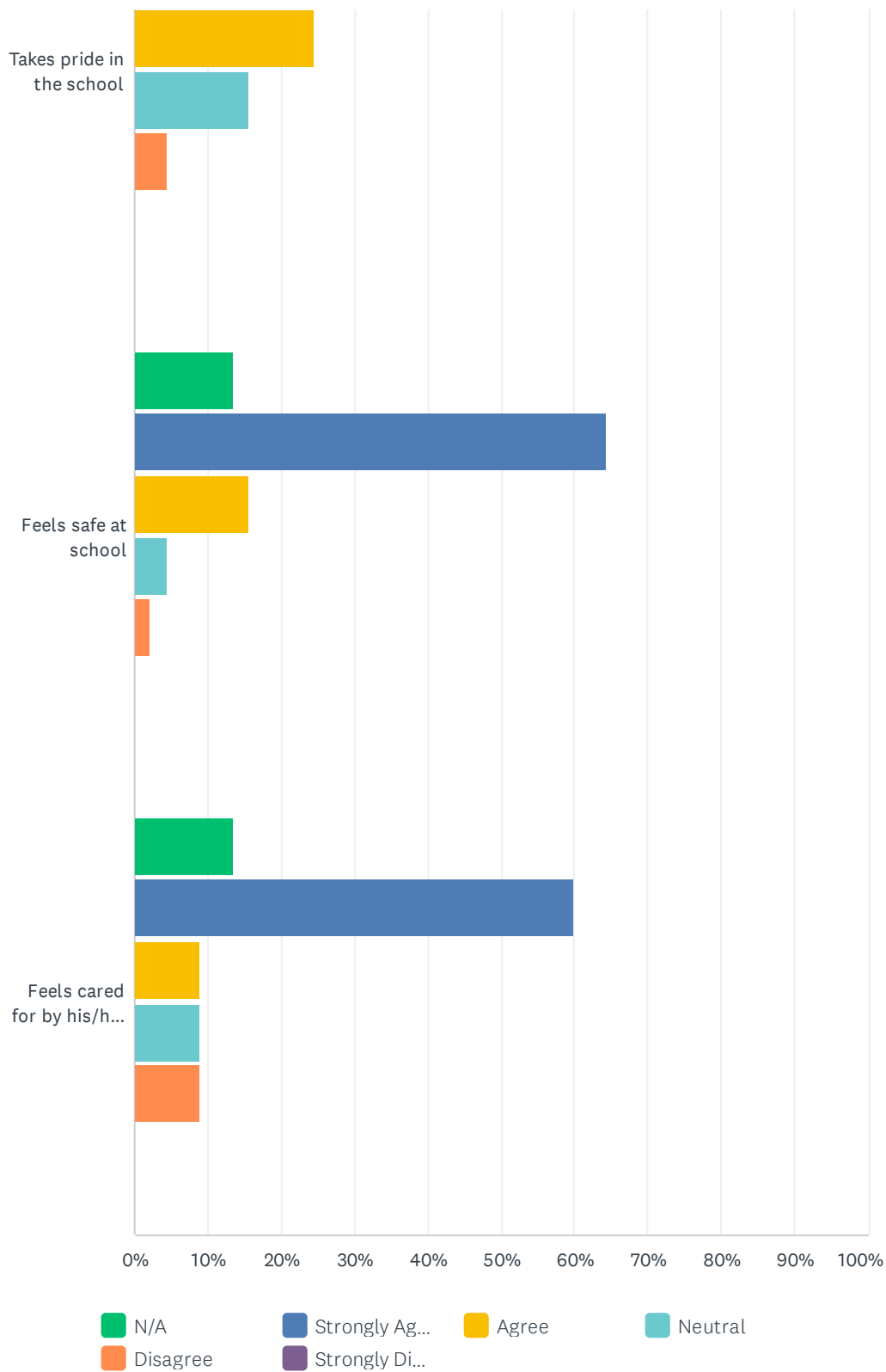
2021-2022 Parent/Guardian Survey: Lemman Academy Parker



Scholar 3



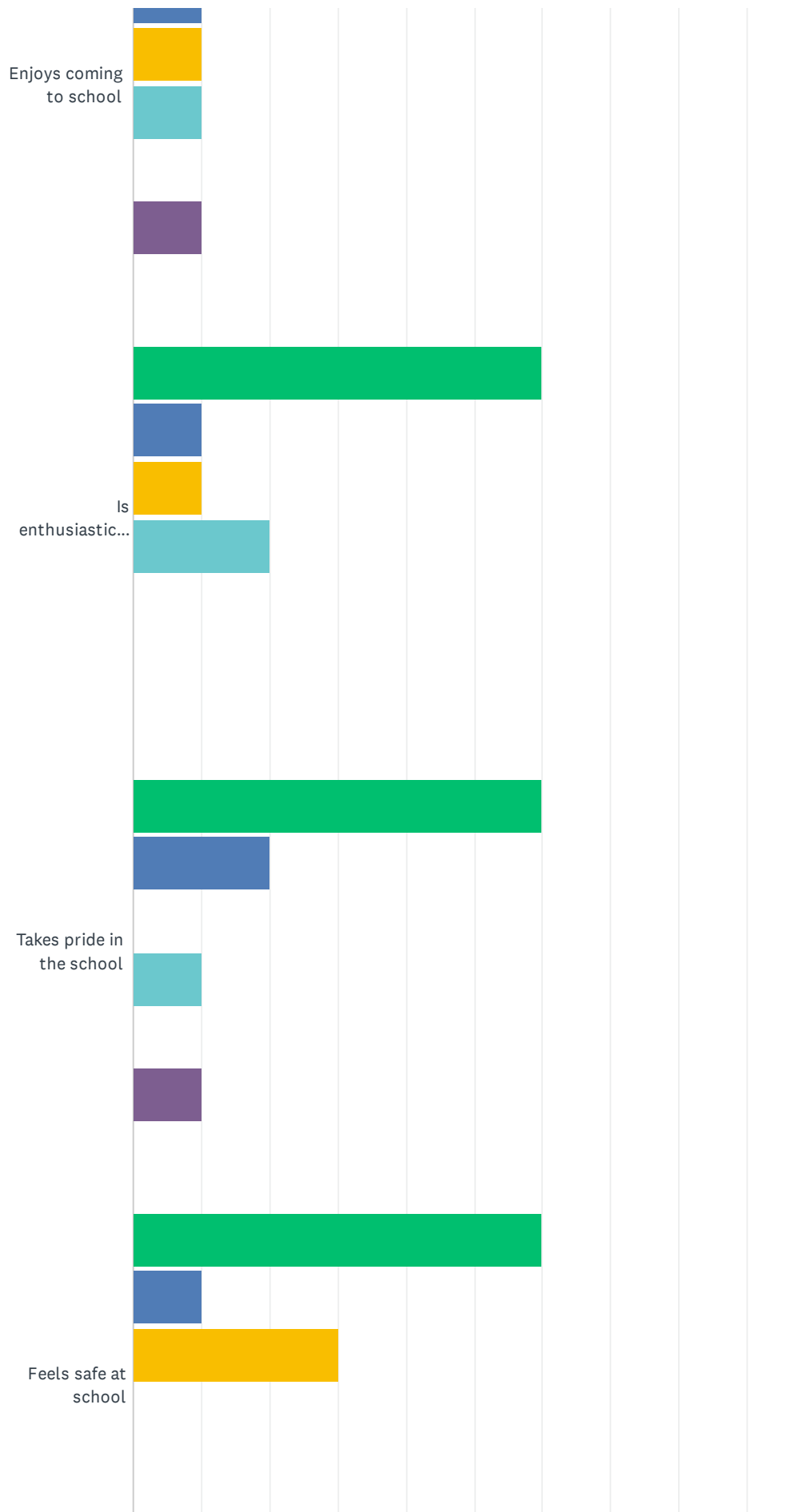
2021-2022 Parent/Guardian Survey: Lemman Academy Parker



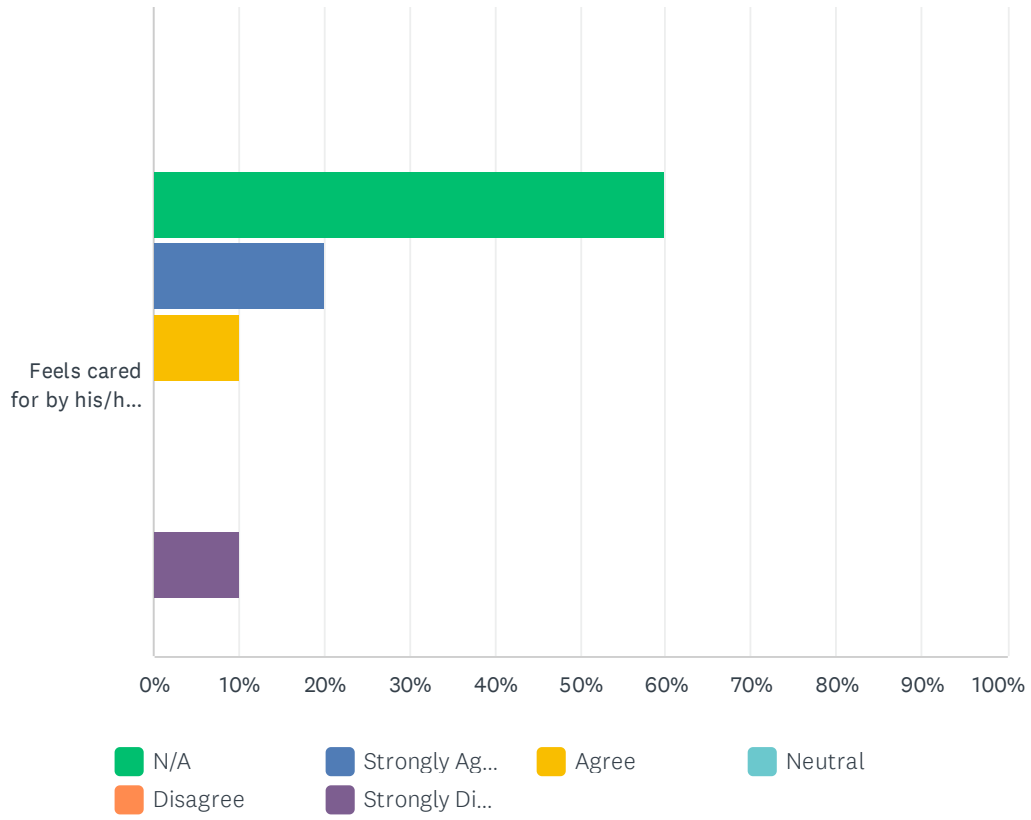
Scholar 4



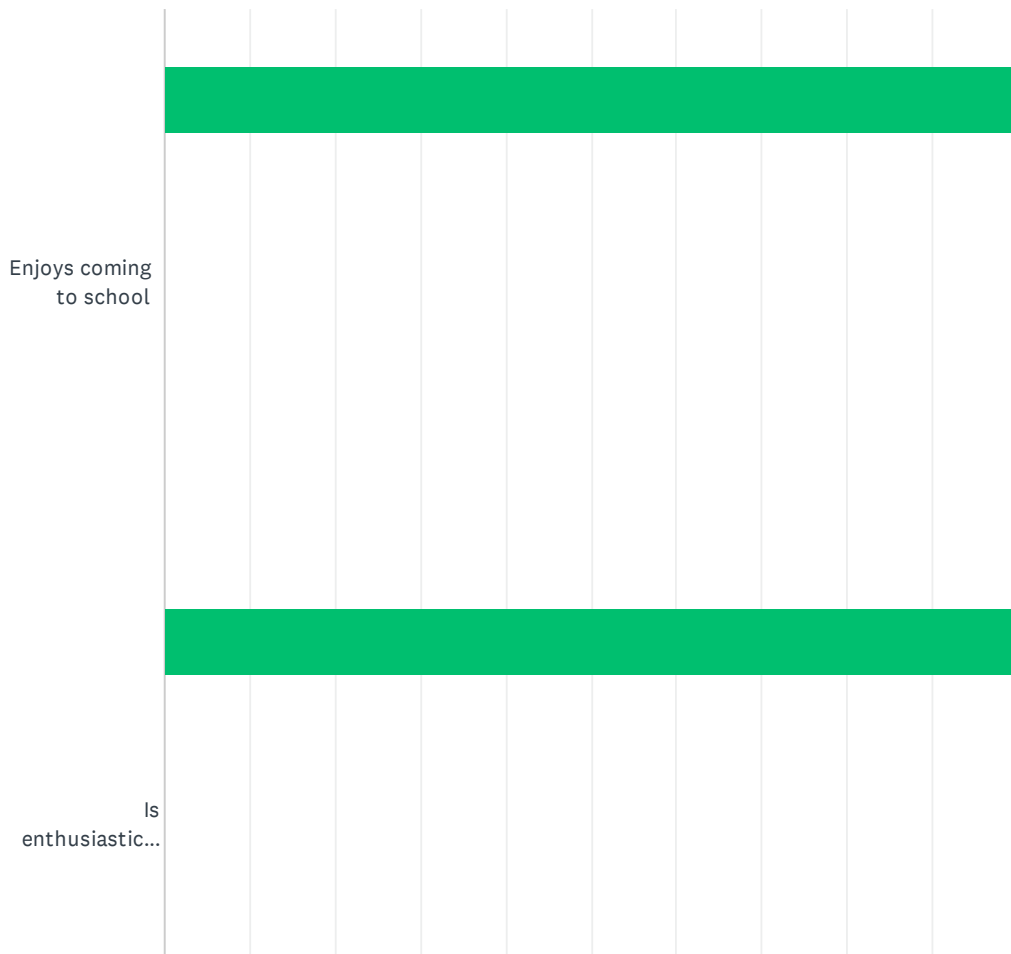
2021-2022 Parent/Guardian Survey: Lemman Academy Parker



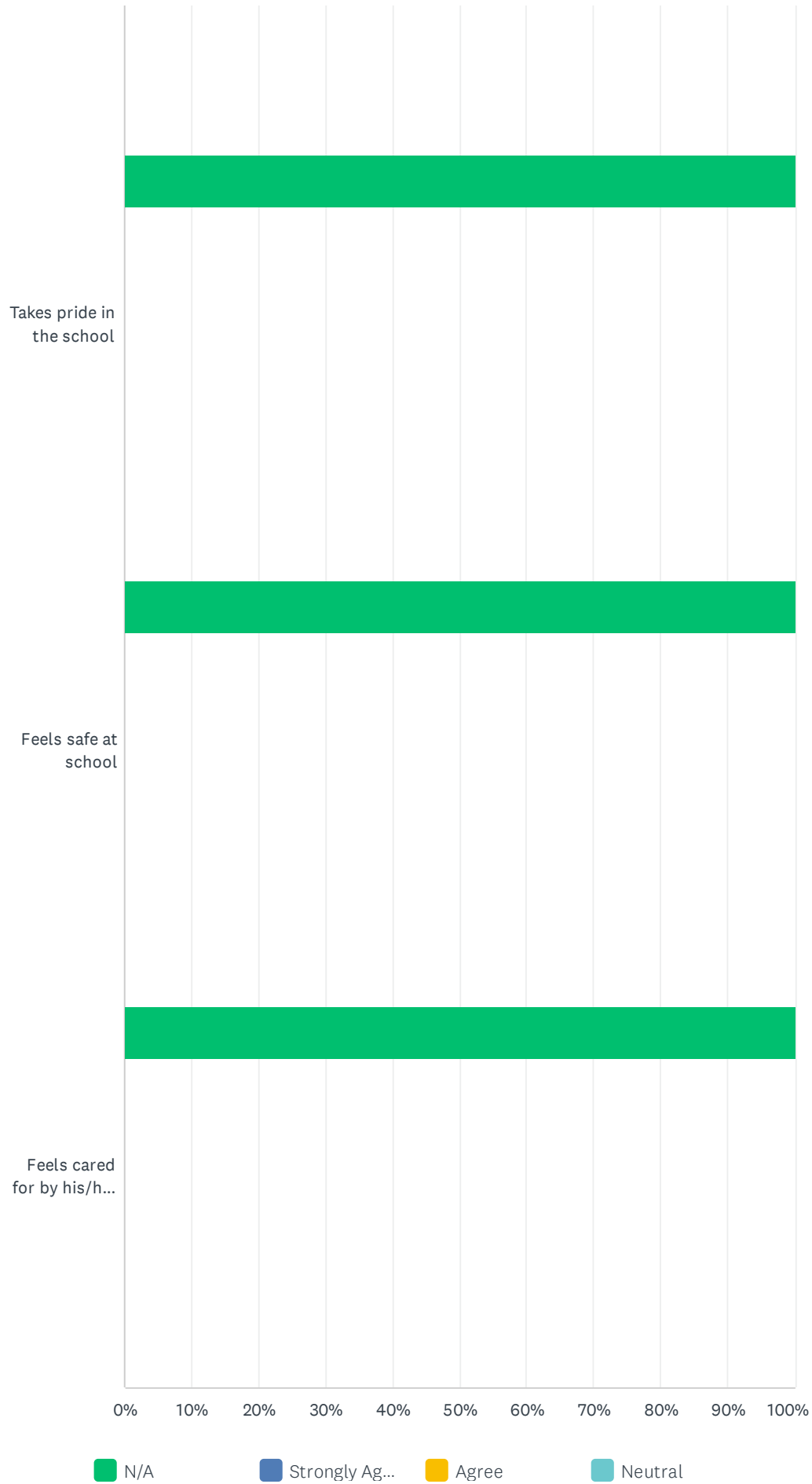
2021-2022 Parent/Guardian Survey: Lemman Academy Parker



Scholar 5



2021-2022 Parent/Guardian Survey: Lemman Academy Parker



2021-2022 Parent/Guardian Survey: Lemna Academy Parker

Disagree Strongly Di...

Scholar 1							
	N/A	STRONGLY AGREE	AGREE	NEUTRAL	DISAGREE	STRONGLY DISAGREE	TOTAL
Enjoys coming to school	0.00% 0	51.38% 130	26.48% 67	13.44% 34	5.53% 14	3.16% 8	253
Is enthusiastic about learning	0.00% 0	52.78% 133	32.14% 81	11.51% 29	3.17% 8	0.40% 1	252
Takes pride in the school	0.79% 2	53.57% 135	27.78% 70	11.90% 30	5.16% 13	0.79% 2	252
Feels safe at school	0.00% 0	62.70% 158	28.17% 71	5.95% 15	1.98% 5	1.19% 3	252
Feels cared for by his/her teacher(s)	0.00% 0	64.68% 163	19.44% 49	10.71% 27	3.57% 9	1.59% 4	252
Scholar 2							
	N/A	STRONGLY AGREE	AGREE	NEUTRAL	DISAGREE	STRONGLY DISAGREE	TOTAL
Enjoys coming to school	3.17% 4	53.17% 67	23.02% 29	14.29% 18	4.76% 6	1.59% 2	126
Is enthusiastic about learning	3.20% 4	49.60% 62	32.80% 41	10.40% 13	3.20% 4	0.80% 1	125
Takes pride in the school	4.00% 5	55.20% 69	27.20% 34	9.60% 12	3.20% 4	0.80% 1	125
Feels safe at school	3.20% 4	67.20% 84	24.00% 30	4.00% 5	1.60% 2	0.00% 0	125
Feels cared for by his/her teacher(s)	3.20% 4	71.20% 89	12.80% 16	7.20% 9	4.80% 6	0.80% 1	125
Scholar 3							
	N/A	STRONGLY AGREE	AGREE	NEUTRAL	DISAGREE	STRONGLY DISAGREE	TOTAL
Enjoys coming to school	13.33% 6	37.78% 17	31.11% 14	8.89% 4	8.89% 4	0.00% 0	45
Is enthusiastic about learning	13.33% 6	37.78% 17	35.56% 16	11.11% 5	2.22% 1	0.00% 0	45
Takes pride in the school	13.33% 6	42.22% 19	24.44% 11	15.56% 7	4.44% 2	0.00% 0	45
Feels safe at school	13.33% 6	64.44% 29	15.56% 7	4.44% 2	2.22% 1	0.00% 0	45
Feels cared for by his/her teacher(s)	13.33% 6	60.00% 27	8.89% 4	8.89% 4	8.89% 4	0.00% 0	45

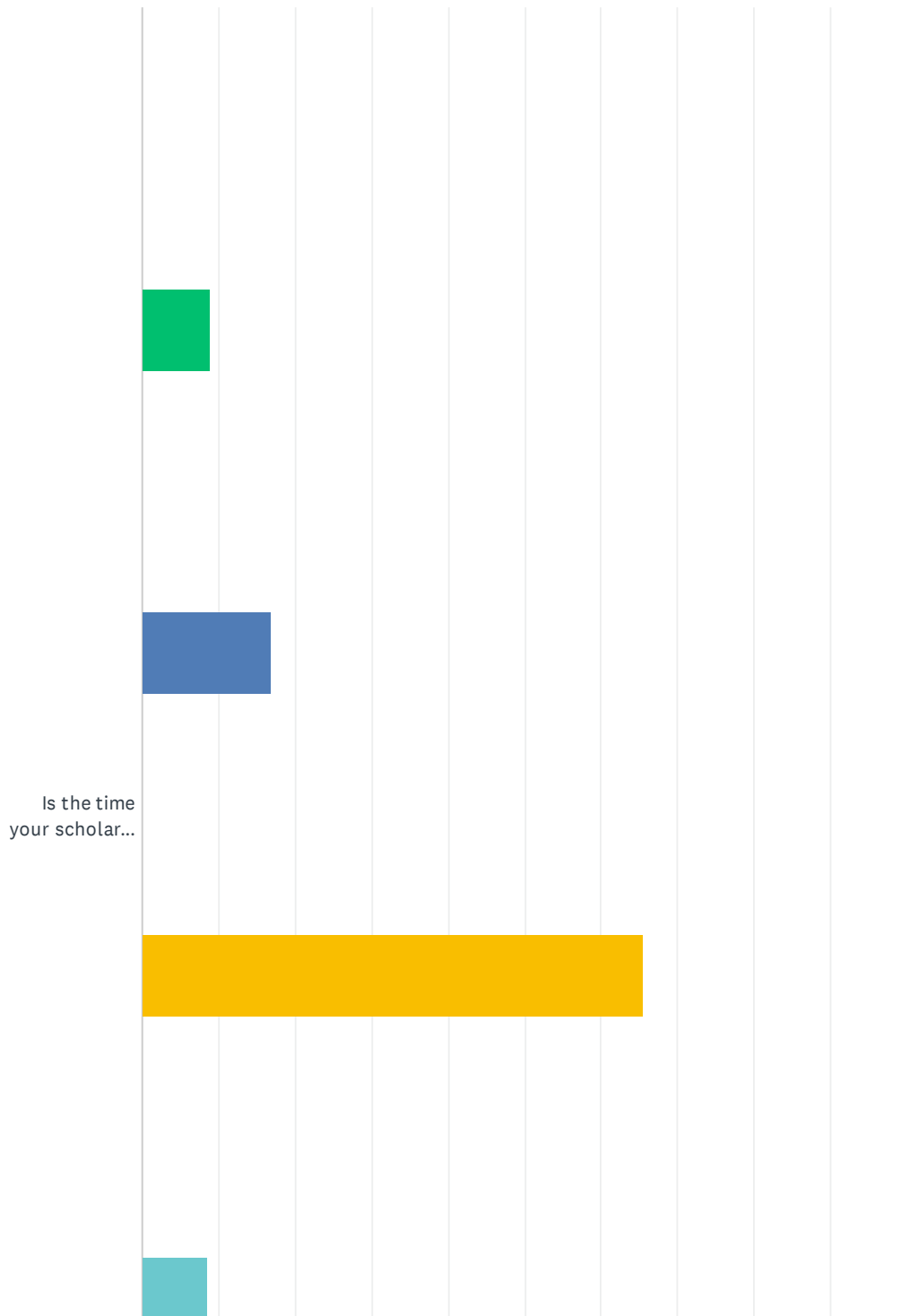
2021-2022 Parent/Guardian Survey: Lemman Academy Parker

Scholar 4							
	N/A	STRONGLY AGREE	AGREE	NEUTRAL	DISAGREE	STRONGLY DISAGREE	TOTAL
Enjoys coming to school	60.00% 6	10.00% 1	10.00% 1	10.00% 1	0.00% 0	10.00% 1	10
Is enthusiastic about learning	60.00% 6	10.00% 1	10.00% 1	20.00% 2	0.00% 0	0.00% 0	10
Takes pride in the school	60.00% 6	20.00% 2	0.00% 0	10.00% 1	0.00% 0	10.00% 1	10
Feels safe at school	60.00% 6	10.00% 1	30.00% 3	0.00% 0	0.00% 0	0.00% 0	10
Feels cared for by his/her teacher(s)	60.00% 6	20.00% 2	10.00% 1	0.00% 0	0.00% 0	10.00% 1	10
Scholar 5							
	N/A	STRONGLY AGREE	AGREE	NEUTRAL	DISAGREE	STRONGLY DISAGREE	TOTAL
Enjoys coming to school	100.00% 6	0.00% 0	0.00% 0	0.00% 0	0.00% 0	0.00% 0	6
Is enthusiastic about learning	100.00% 6	0.00% 0	0.00% 0	0.00% 0	0.00% 0	0.00% 0	6
Takes pride in the school	100.00% 6	0.00% 0	0.00% 0	0.00% 0	0.00% 0	0.00% 0	6
Feels safe at school	100.00% 6	0.00% 0	0.00% 0	0.00% 0	0.00% 0	0.00% 0	6
Feels cared for by his/her teacher(s)	100.00% 6	0.00% 0	0.00% 0	0.00% 0	0.00% 0	0.00% 0	6

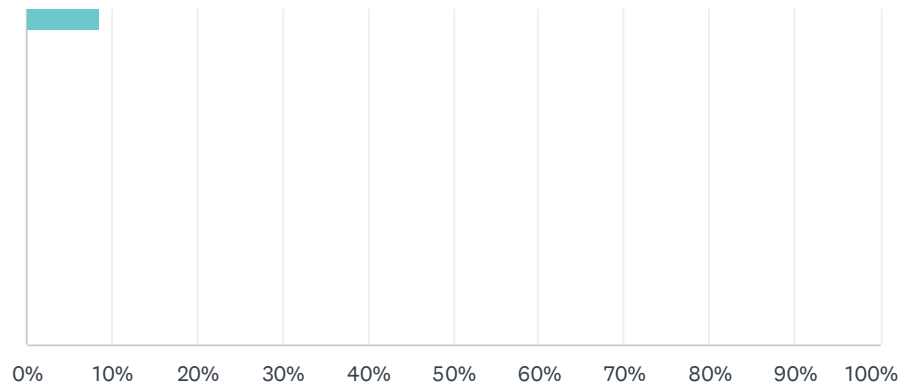
Q21 Is the time your scholar spends on homework reflective of the handbook guidelines? K 10-20 mins, 1st 20-35 mins, 2nd 30-45 mins, 3rd 35-50 mins, 4th 45-60 mins, 5th 50-70 mins, 6th 60-80 mins, 7th/8th 70-100 mins

Answered: 255 Skipped: 49

Scholar 1

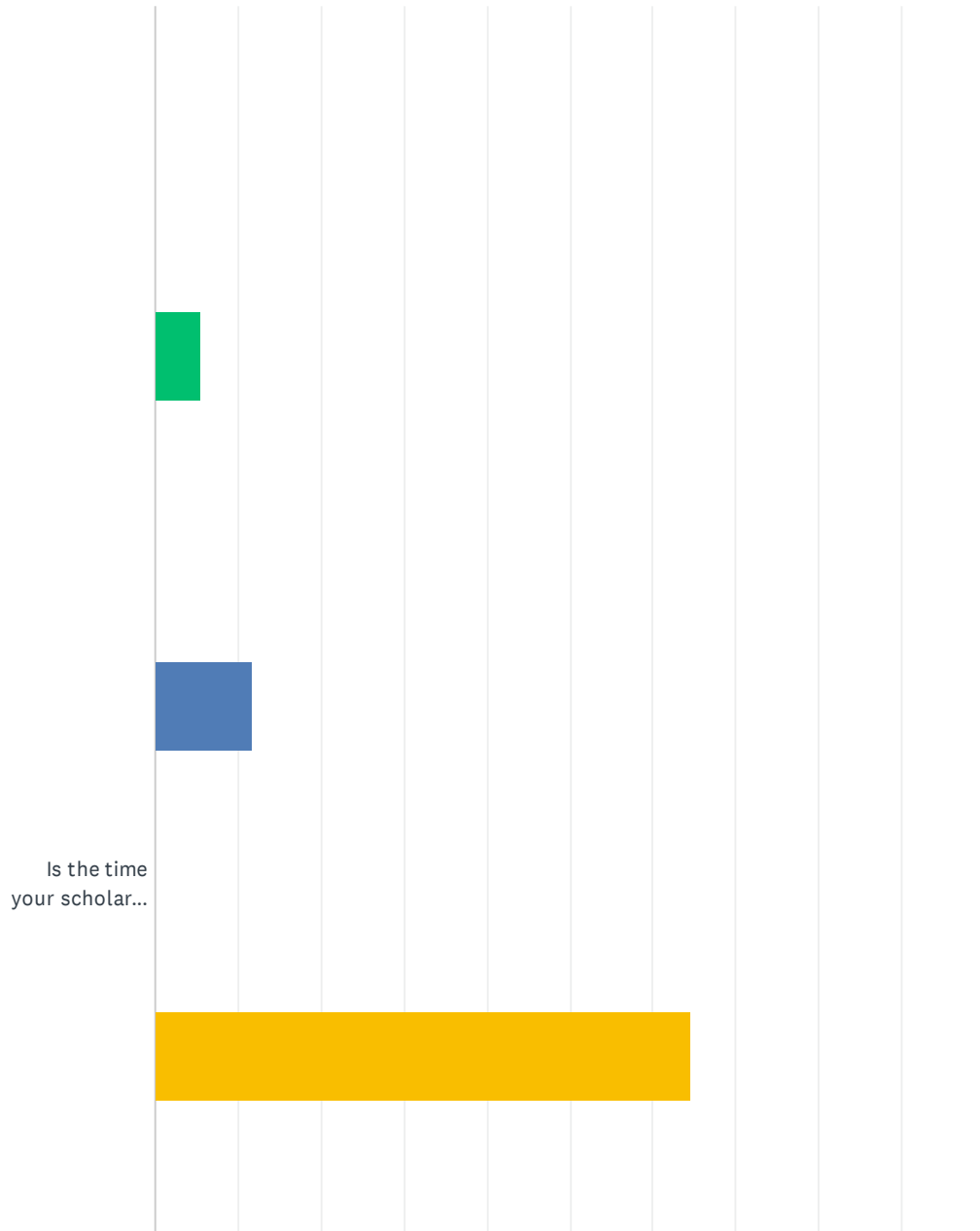


2021-2022 Parent/Guardian Survey: Lemman Academy Parker

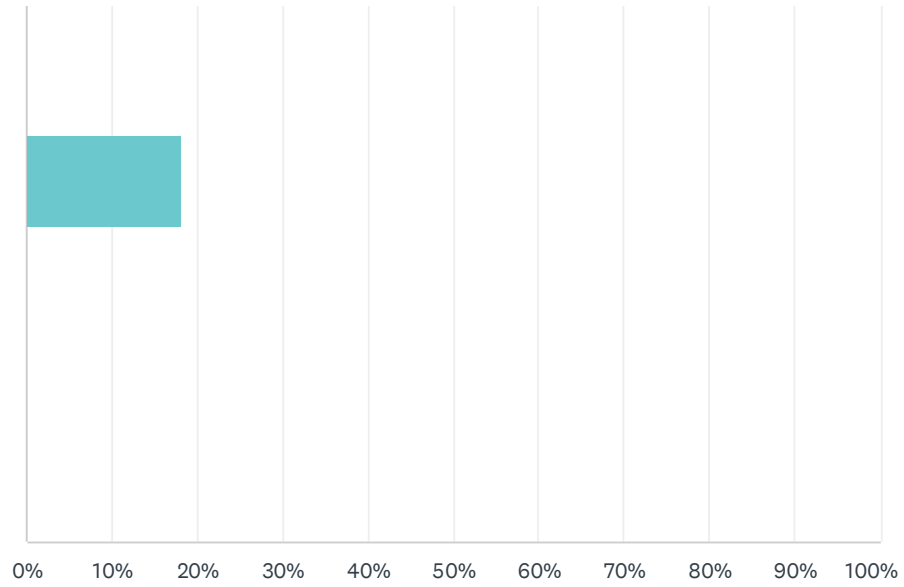


Significantl... More Consistent ... Less

Scholar 2

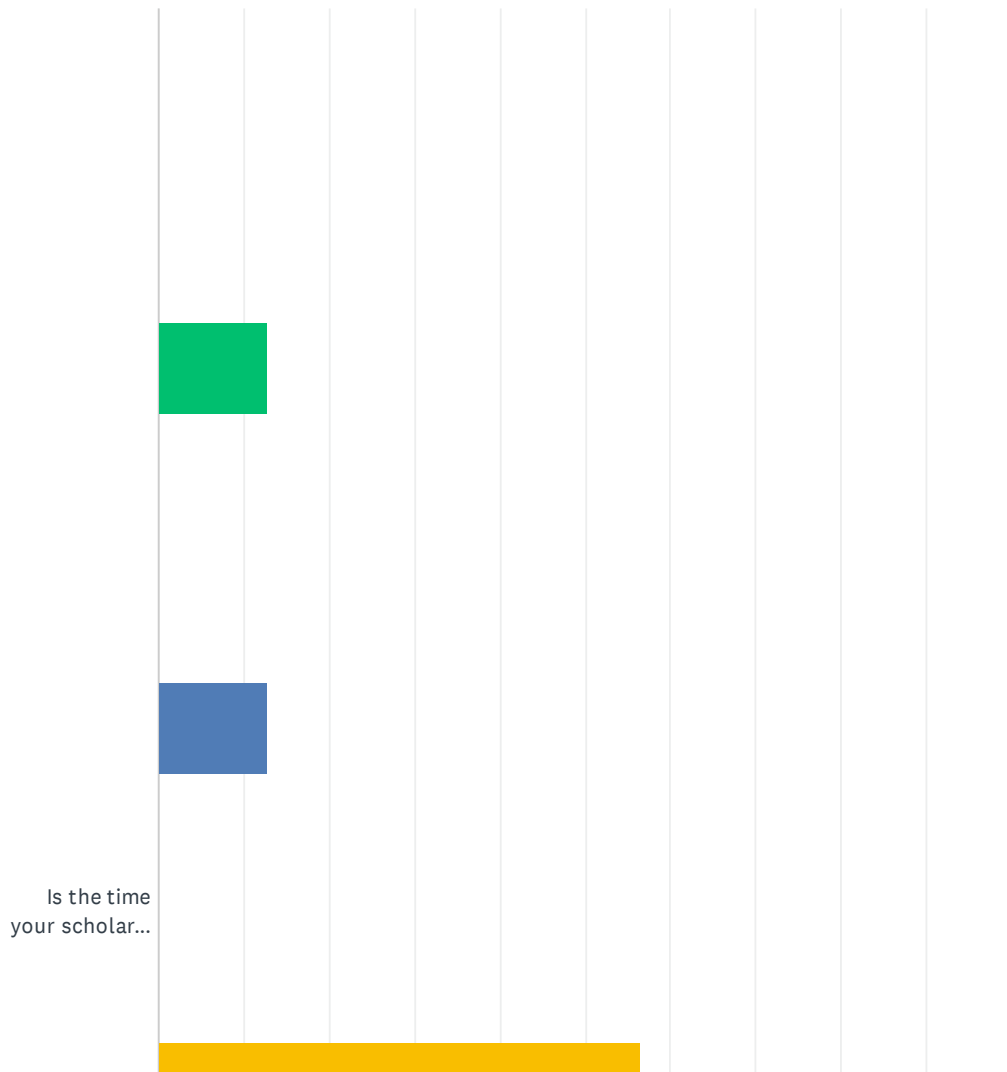


2021-2022 Parent/Guardian Survey: Lemman Academy Parker

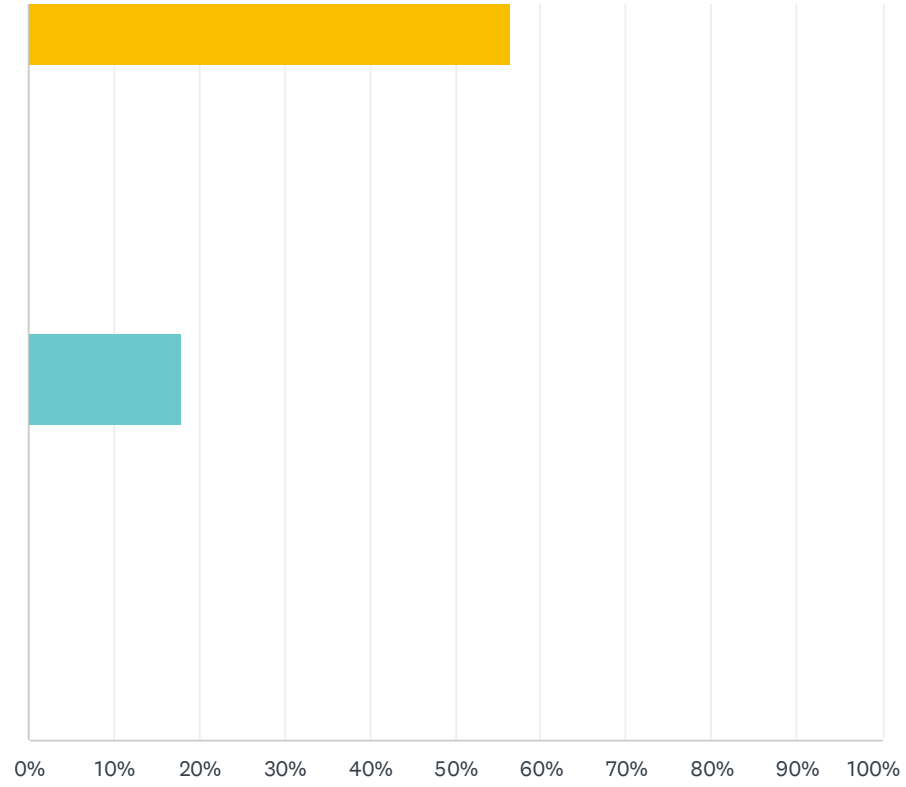


Significantl... More Consistent ... Less

Scholar 3

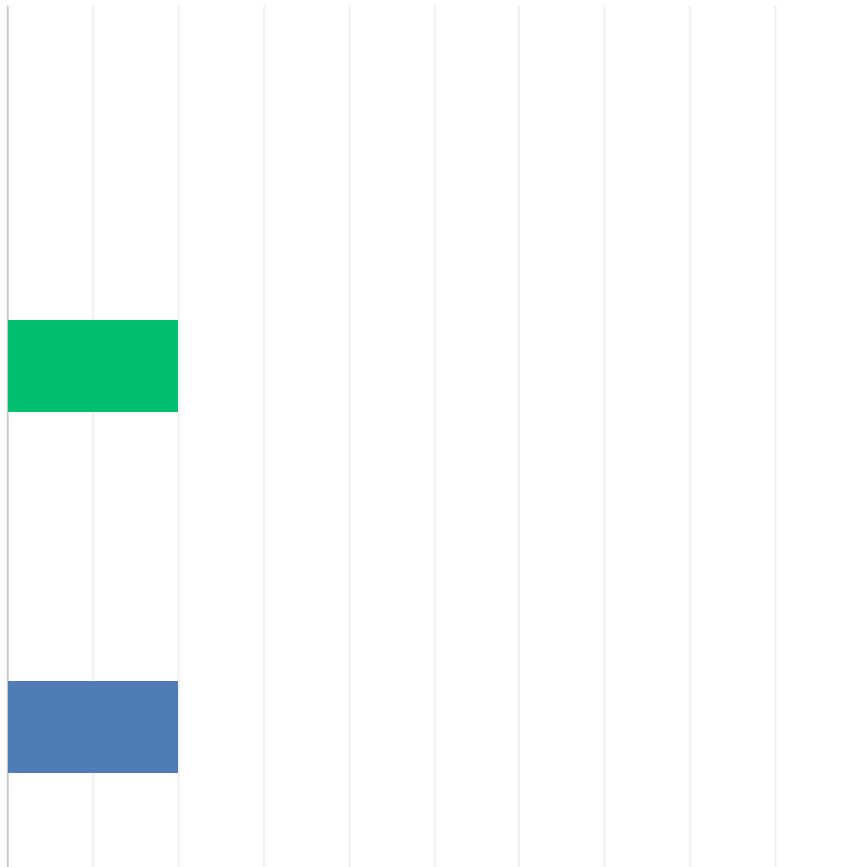


2021-2022 Parent/Guardian Survey: Lemman Academy Parker



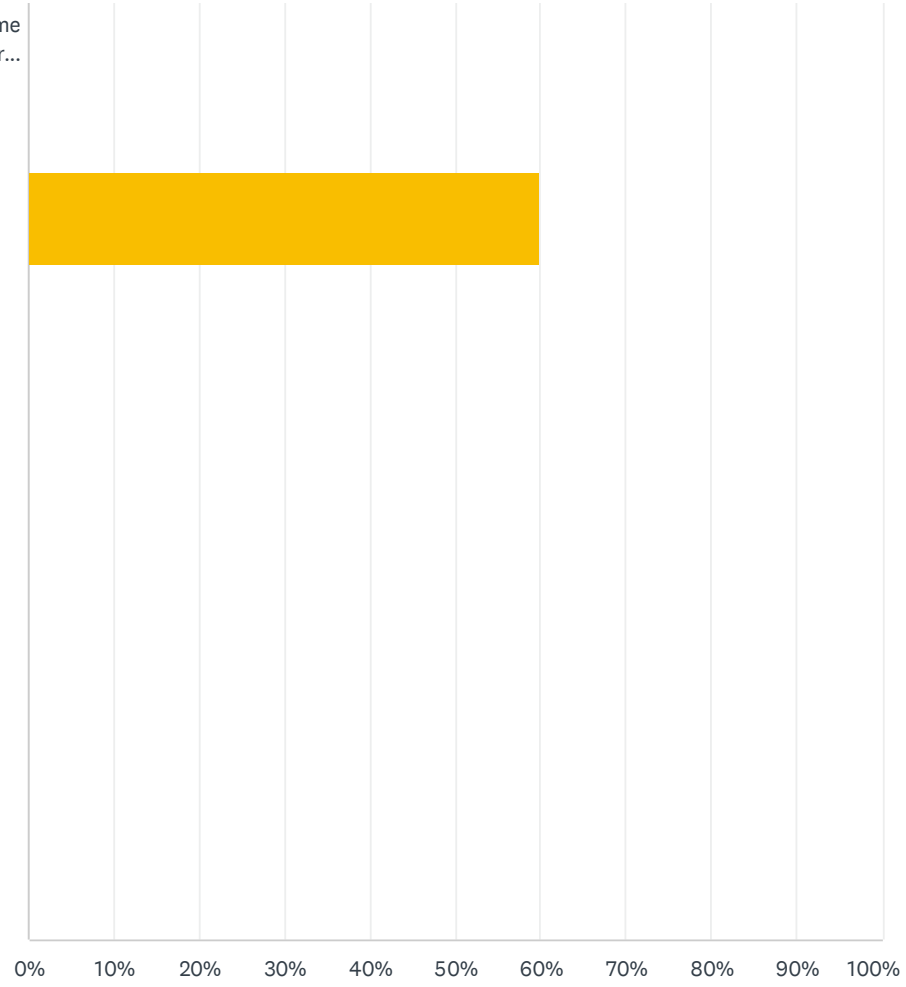
Significantl... More Consistent ... Less

Scholar 4



2021-2022 Parent/Guardian Survey: Lemman Academy Parker

Is the time
your scholar...

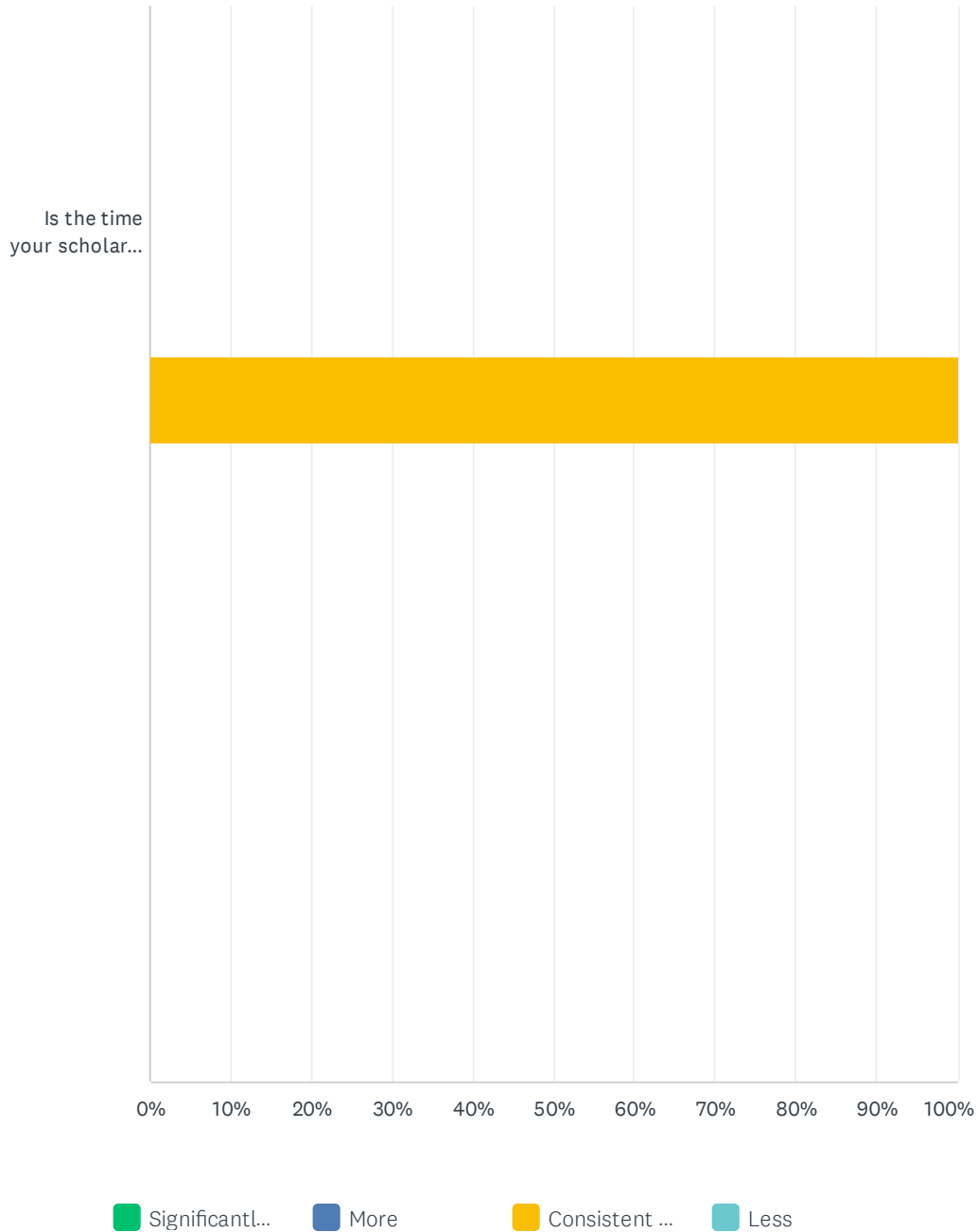


■ Significantl... ■ More ■ Consistent ... ■ Less

Scholar 5



2021-2022 Parent/Guardian Survey: Lemman Academy Parker



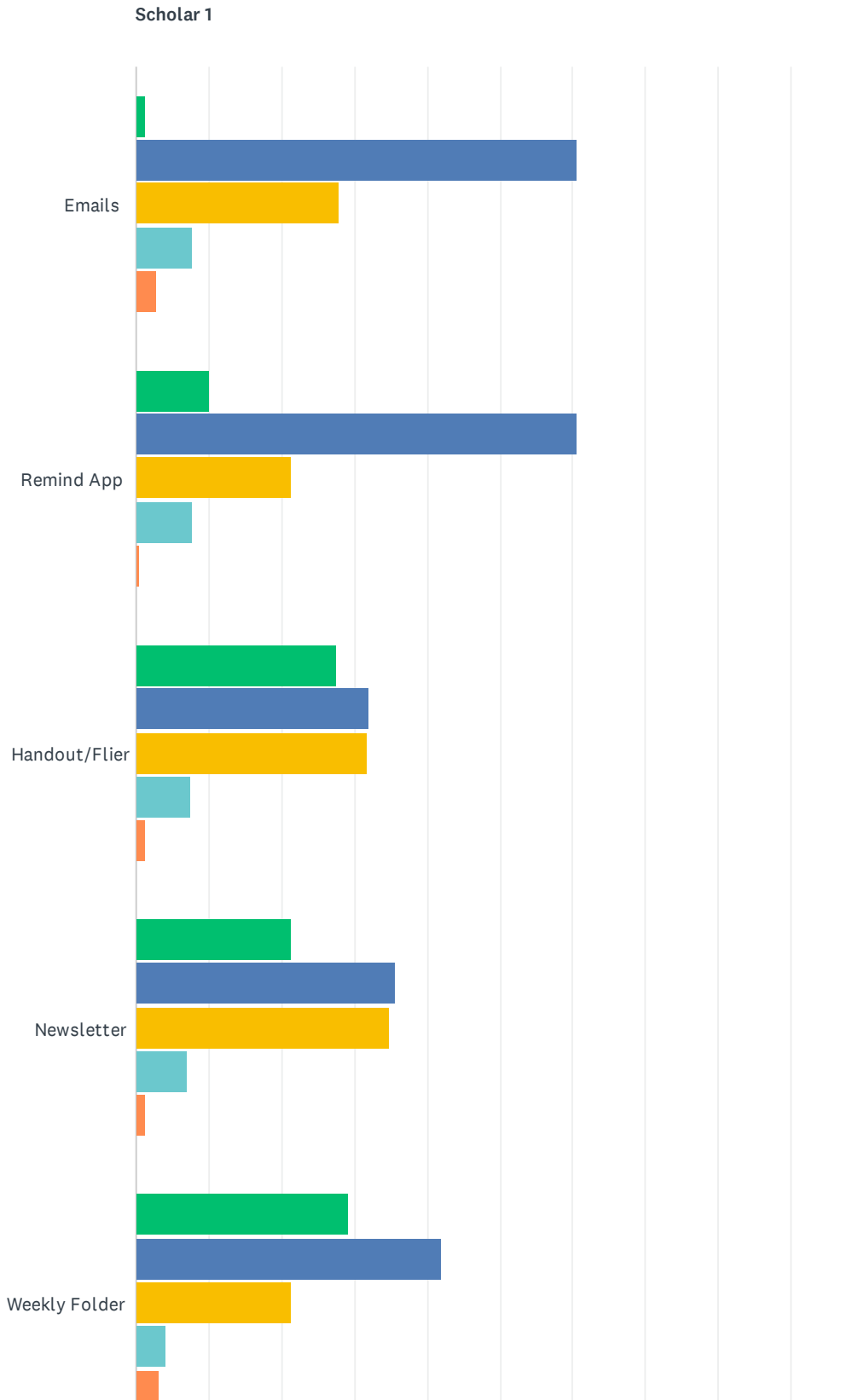
Scholar 1					
	SIGNIFICANTLY MORE	MORE	CONSISTENT WITH GUIDELINES	LESS	TOTAL
Is the time your scholar spends on homework reflective of the handbook guidelines?	9.02% 23	16.86% 43	65.49% 167	8.63% 22	255
Scholar 2					
	SIGNIFICANTLY MORE	MORE	CONSISTENT WITH GUIDELINES	LESS	TOTAL
Is the time your scholar spends on homework reflective of the handbook guidelines?	5.45% 6	11.82% 13	64.55% 71	18.18% 20	110

2021-2022 Parent/Guardian Survey: Lemman Academy Parker

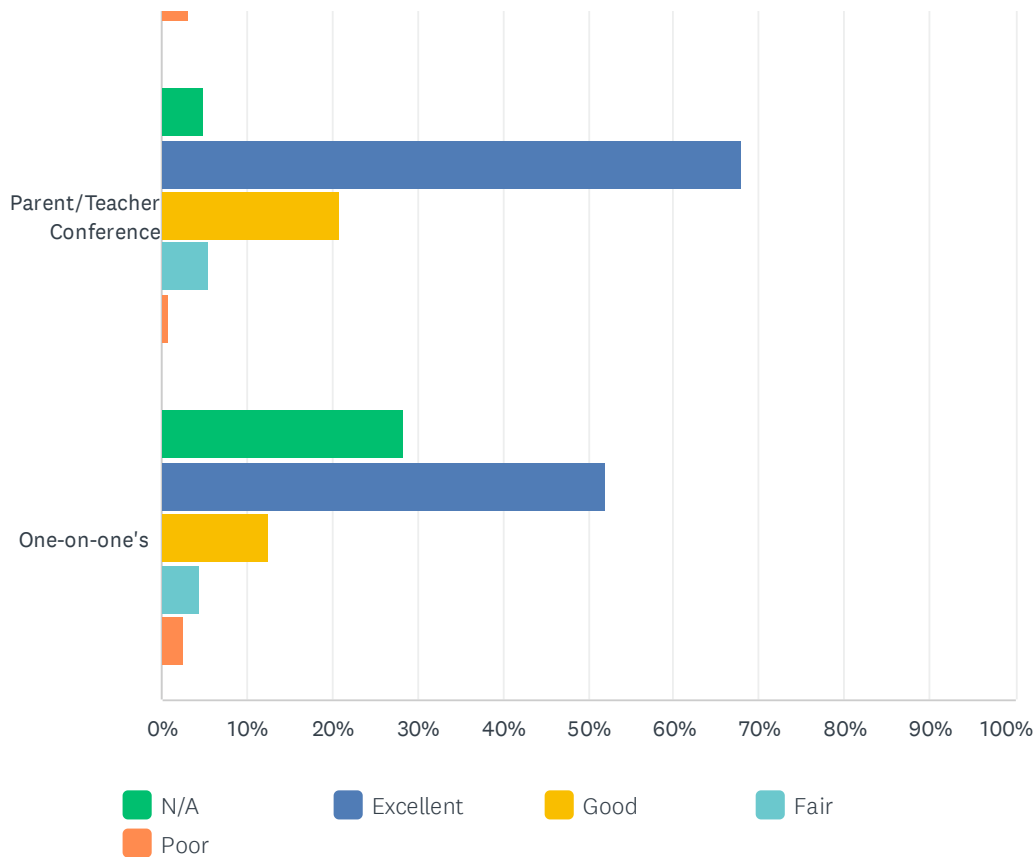
Scholar 3					
	SIGNIFICANTLY MORE	MORE	CONSISTENT WITH GUIDELINES	LESS	TOTAL
Is the time your scholar spends on homework reflective of the handbook guidelines?	12.82% 5	12.82% 5	56.41% 22	17.95% 7	39
Scholar 4					
	SIGNIFICANTLY MORE	MORE	CONSISTENT WITH GUIDELINES	LESS	TOTAL
Is the time your scholar spends on homework reflective of the handbook guidelines?	20.00% 1	20.00% 1	60.00% 3	0.00% 0	5
Scholar 5					
	SIGNIFICANTLY MORE	MORE	CONSISTENT WITH GUIDELINES	LESS	TOTAL
Is the time your scholar spends on homework reflective of the handbook guidelines?	0.00% 0	0.00% 0	100.00% 1	0.00% 0	1

Q22 Please rate the communication you receive from your scholar's teacher

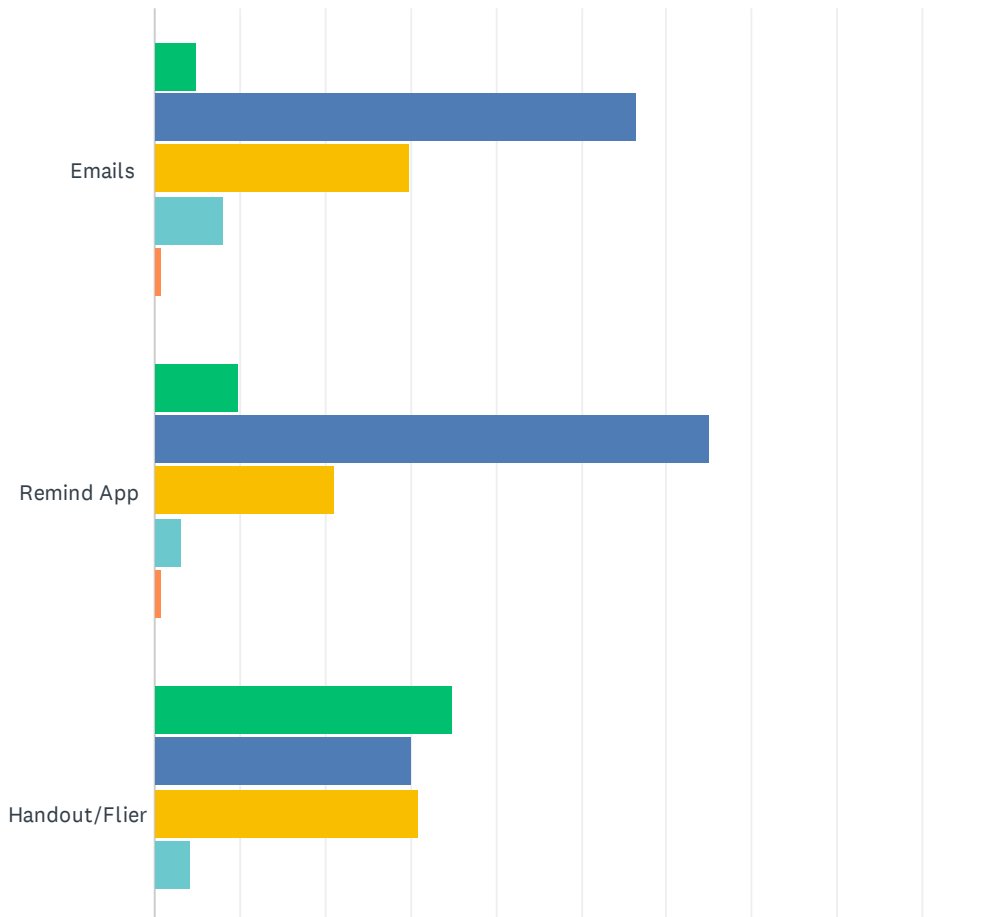
Answered: 251 Skipped: 53



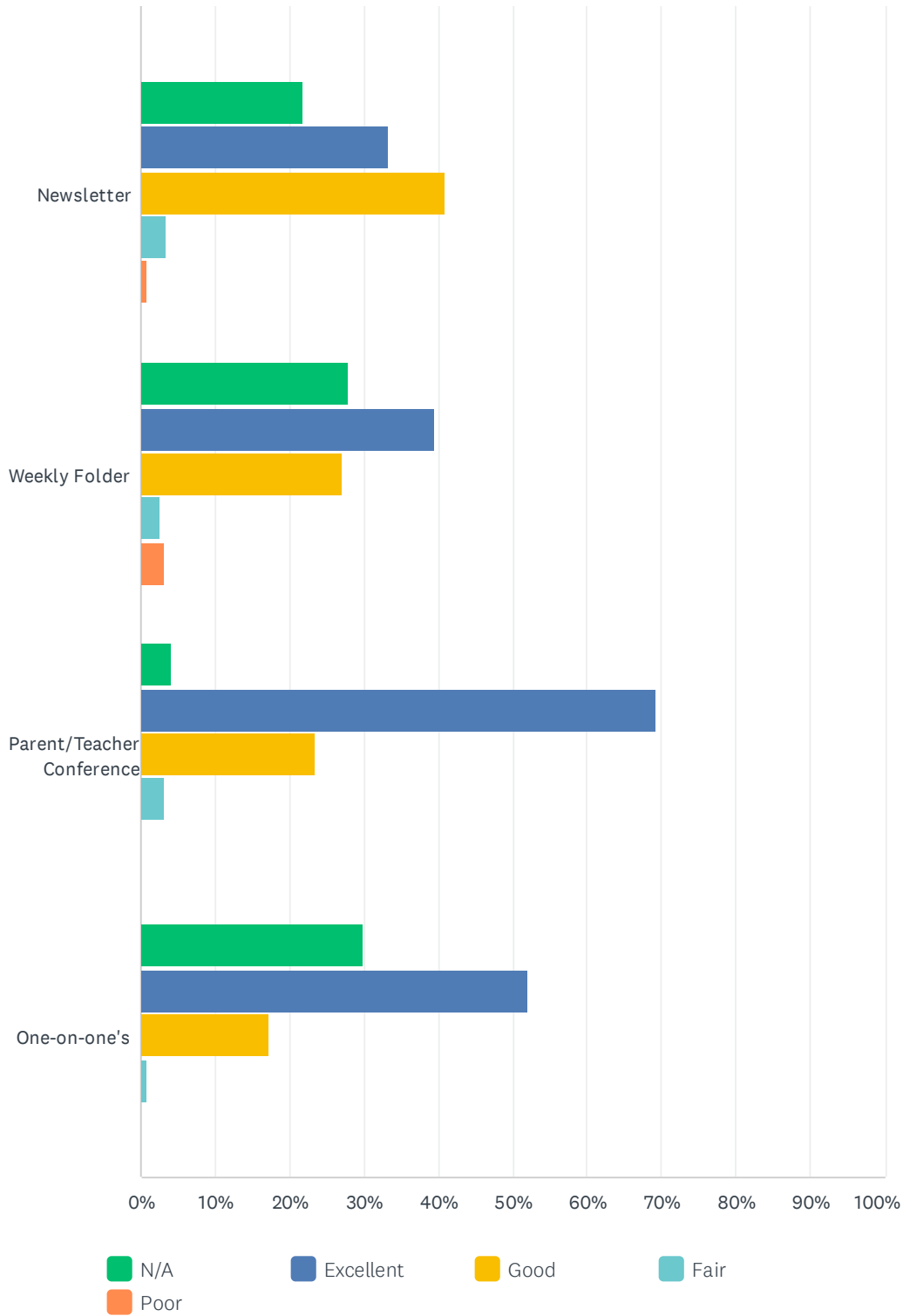
2021-2022 Parent/Guardian Survey: Lemman Academy Parker



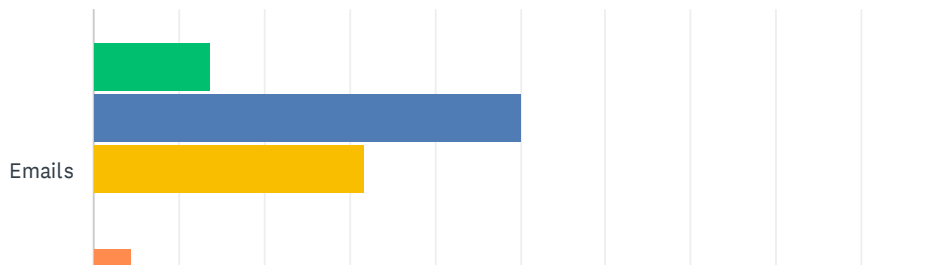
Scholar 2



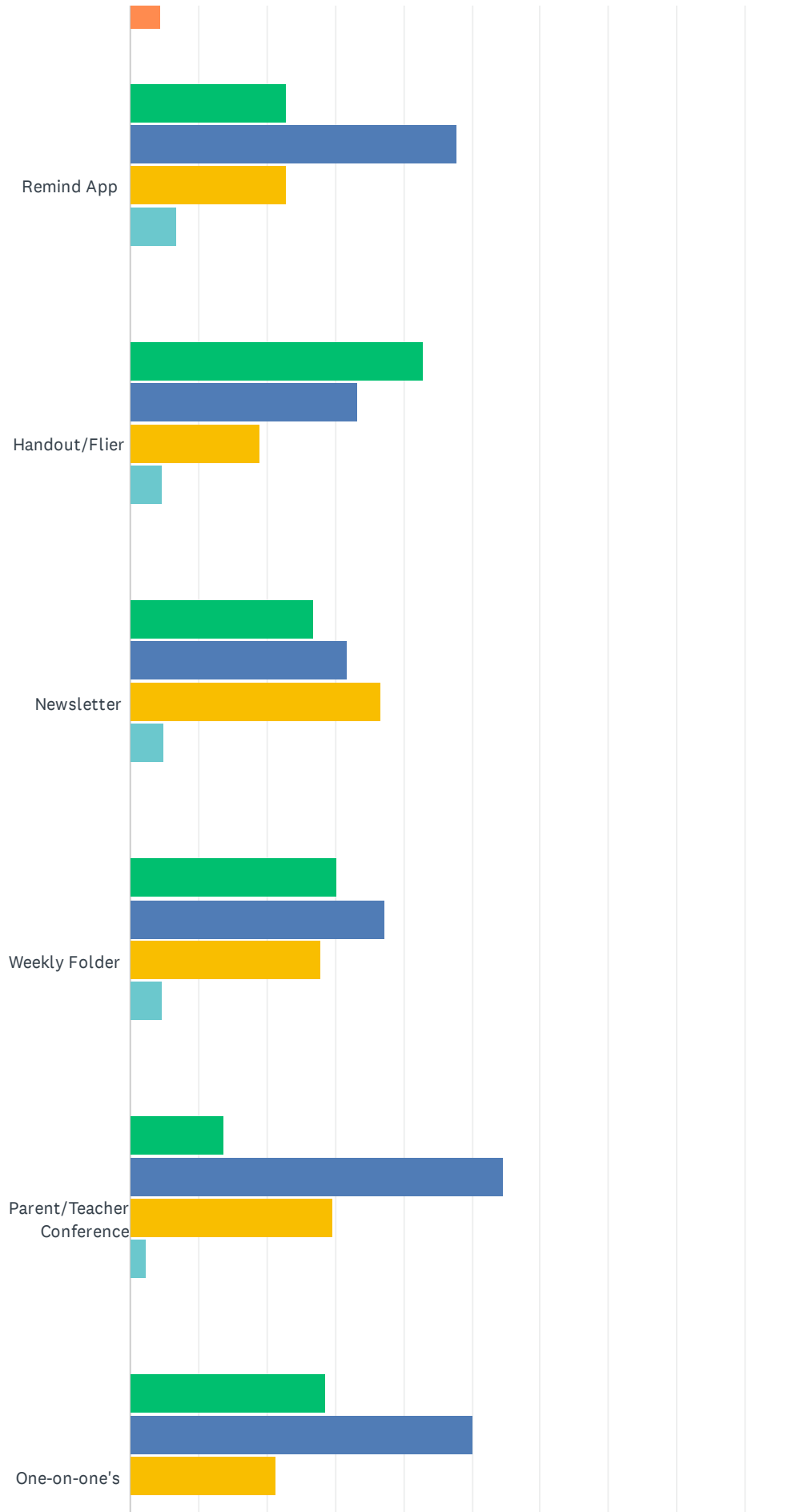
2021-2022 Parent/Guardian Survey: Lemman Academy Parker



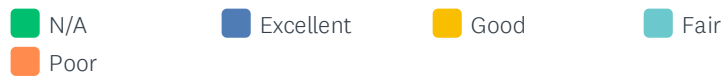
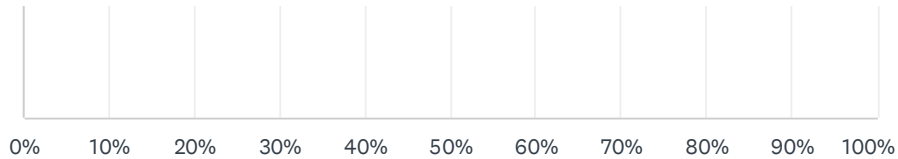
Scholar 3



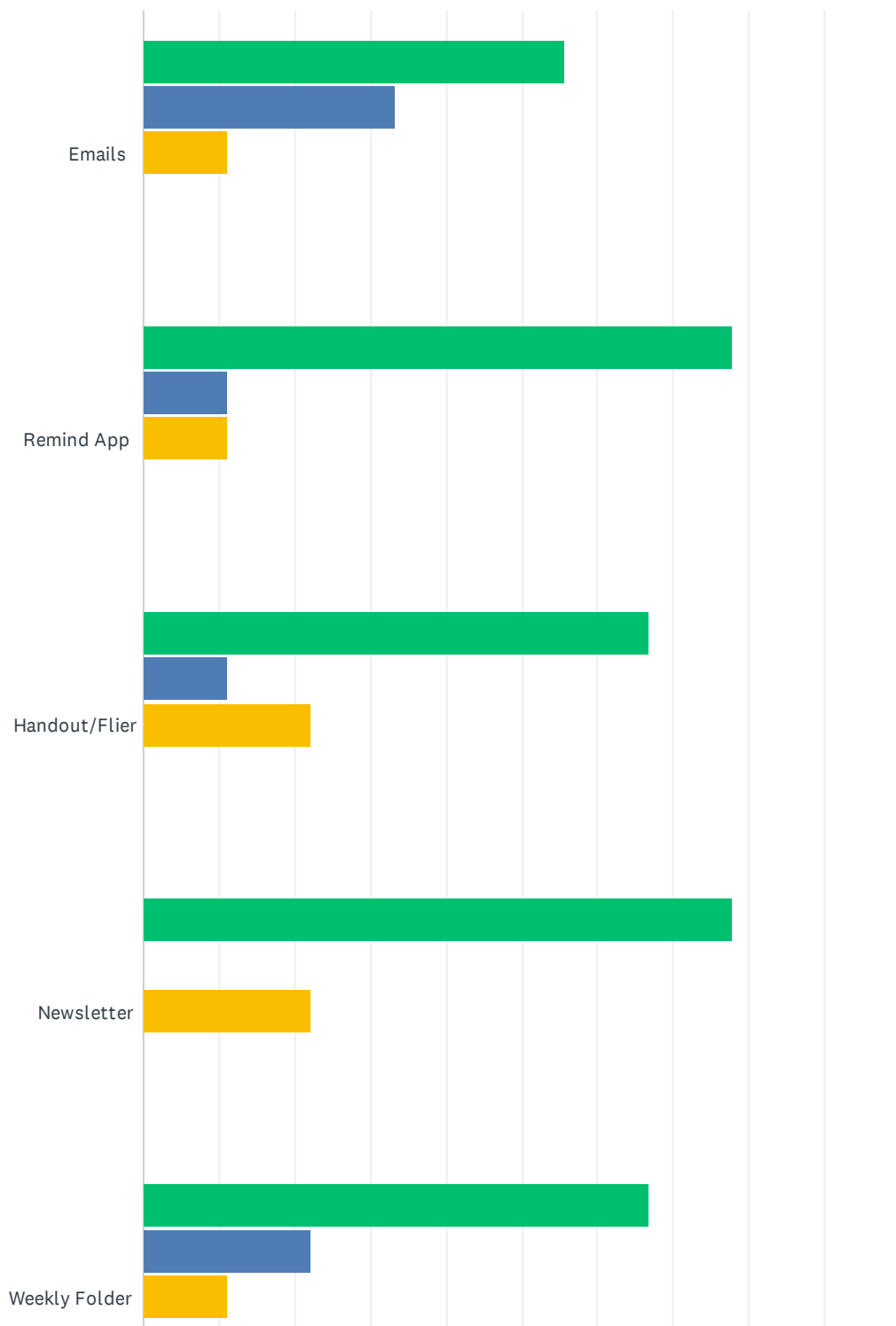
2021-2022 Parent/Guardian Survey: Lemman Academy Parker



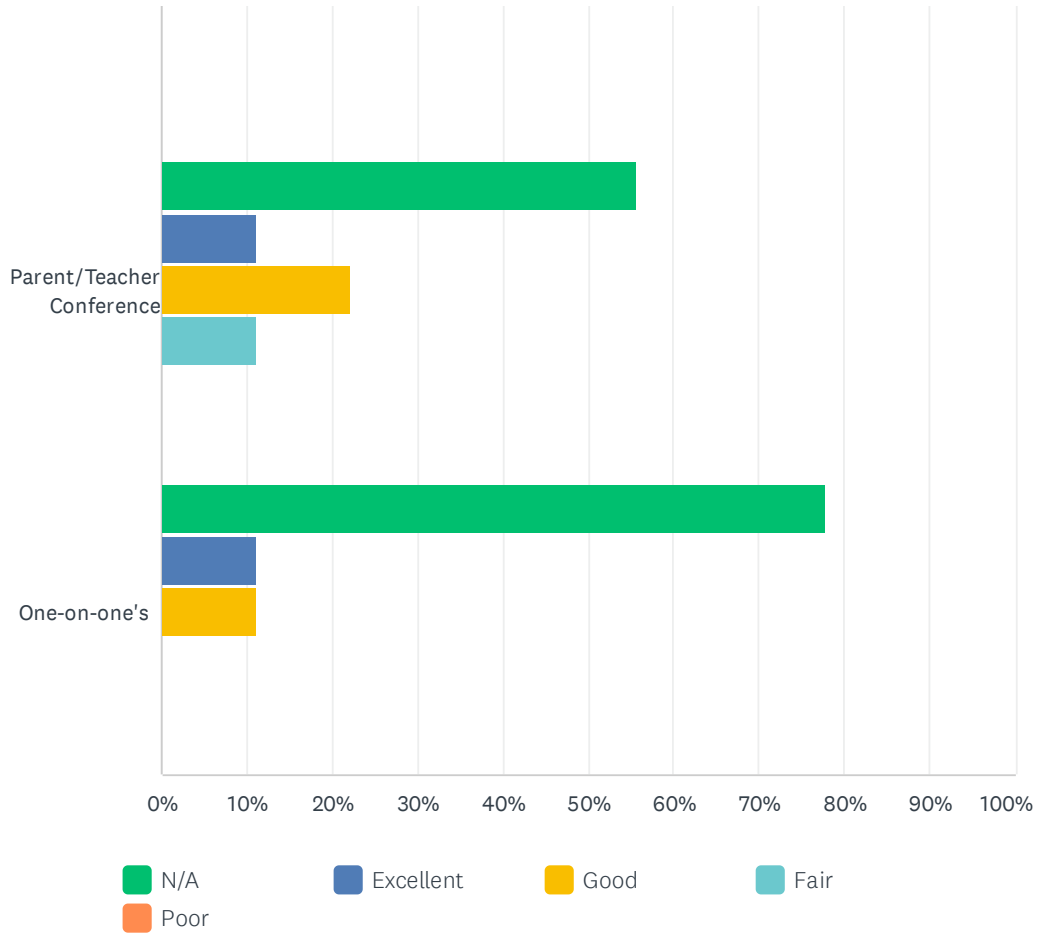
2021-2022 Parent/Guardian Survey: Lemman Academy Parker



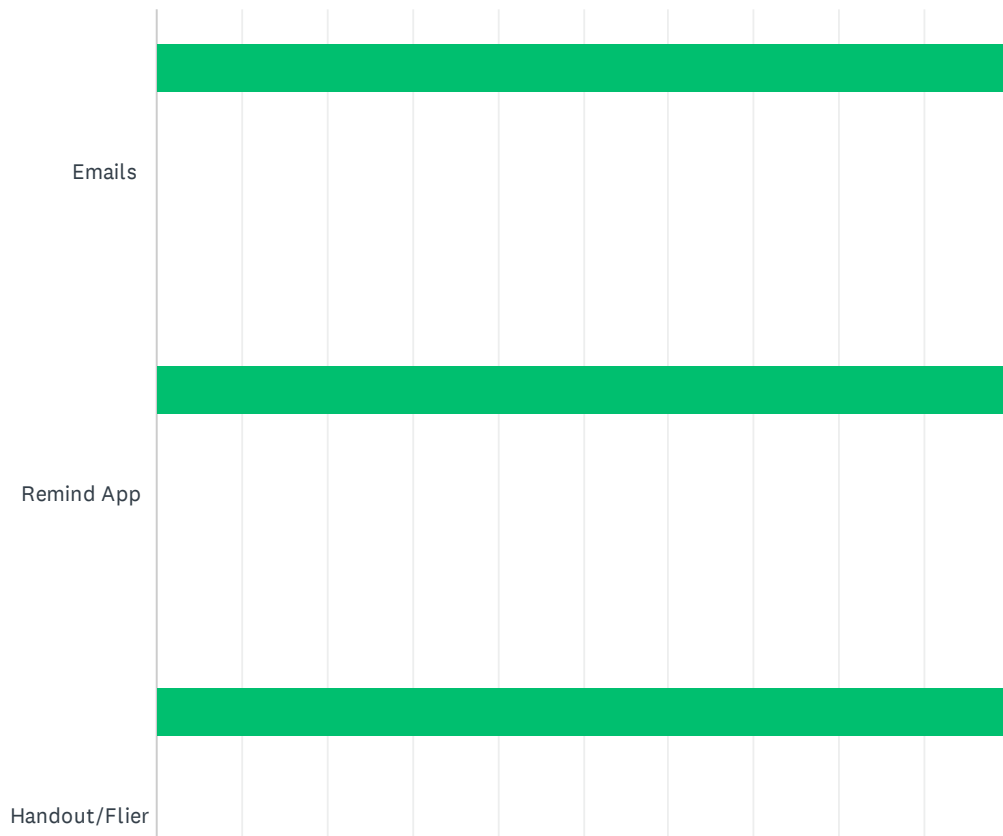
Scholar 4



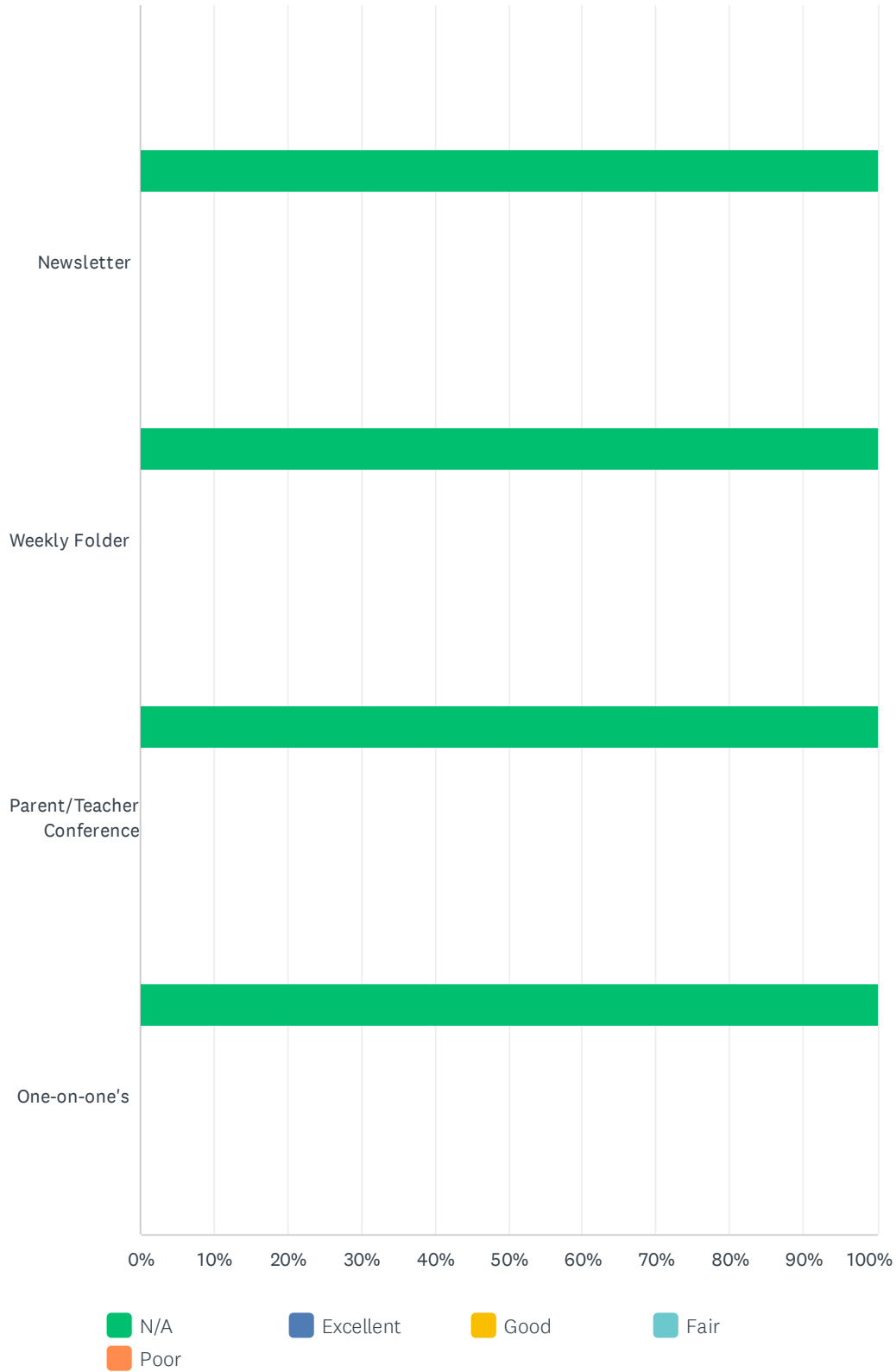
2021-2022 Parent/Guardian Survey: Lemman Academy Parker



Scholar 5



2021-2022 Parent/Guardian Survey: Leman Academy Parker



2021-2022 Parent/Guardian Survey: Lemn Academy Parker

Scholar 1						
	N/A	EXCELLENT	GOOD	FAIR	POOR	TOTAL
Emails	1.20% 3	60.56% 152	27.89% 70	7.57% 19	2.79% 7	251
Remind App	10.08% 25	60.48% 150	21.37% 53	7.66% 19	0.40% 1	248
Handout/Flier	27.50% 66	32.08% 77	31.67% 76	7.50% 18	1.25% 3	240
Newsletter	21.34% 51	35.56% 85	34.73% 83	7.11% 17	1.26% 3	239
Weekly Folder	29.22% 71	41.98% 102	21.40% 52	4.12% 10	3.29% 8	243
Parent/Teacher Conference	4.80% 12	68.00% 170	20.80% 52	5.60% 14	0.80% 2	250
One-on-one's	28.33% 68	52.08% 125	12.50% 30	4.58% 11	2.50% 6	240
Scholar 2						
	N/A	EXCELLENT	GOOD	FAIR	POOR	TOTAL
Emails	4.84% 6	56.45% 70	29.84% 37	8.06% 10	0.81% 1	124
Remind App	9.76% 12	65.04% 80	21.14% 26	3.25% 4	0.81% 1	123
Handout/Flier	35.00% 42	30.00% 36	30.83% 37	4.17% 5	0.00% 0	120
Newsletter	21.67% 26	33.33% 40	40.83% 49	3.33% 4	0.83% 1	120
Weekly Folder	27.87% 34	39.34% 48	27.05% 33	2.46% 3	3.28% 4	122
Parent/Teacher Conference	4.03% 5	69.35% 86	23.39% 29	3.23% 4	0.00% 0	124
One-on-one's	29.75% 36	52.07% 63	17.36% 21	0.83% 1	0.00% 0	121

2021-2022 Parent/Guardian Survey: Lemna Academy Parker

Scholar 3						
	N/A	EXCELLENT	GOOD	FAIR	POOR	TOTAL
Emails	13.64% 6	50.00% 22	31.82% 14	0.00% 0	4.55% 2	44
Remind App	22.73% 10	47.73% 21	22.73% 10	6.82% 3	0.00% 0	44
Handout/Flier	42.86% 18	33.33% 14	19.05% 8	4.76% 2	0.00% 0	42
Newsletter	26.83% 11	31.71% 13	36.59% 15	4.88% 2	0.00% 0	41
Weekly Folder	30.23% 13	37.21% 16	27.91% 12	4.65% 2	0.00% 0	43
Parent/Teacher Conference	13.64% 6	54.55% 24	29.55% 13	2.27% 1	0.00% 0	44
One-on-one's	28.57% 12	50.00% 21	21.43% 9	0.00% 0	0.00% 0	42
Scholar 4						
	N/A	EXCELLENT	GOOD	FAIR	POOR	TOTAL
Emails	55.56% 5	33.33% 3	11.11% 1	0.00% 0	0.00% 0	9
Remind App	77.78% 7	11.11% 1	11.11% 1	0.00% 0	0.00% 0	9
Handout/Flier	66.67% 6	11.11% 1	22.22% 2	0.00% 0	0.00% 0	9
Newsletter	77.78% 7	0.00% 0	22.22% 2	0.00% 0	0.00% 0	9
Weekly Folder	66.67% 6	22.22% 2	11.11% 1	0.00% 0	0.00% 0	9
Parent/Teacher Conference	55.56% 5	11.11% 1	22.22% 2	11.11% 1	0.00% 0	9
One-on-one's	77.78% 7	11.11% 1	11.11% 1	0.00% 0	0.00% 0	9

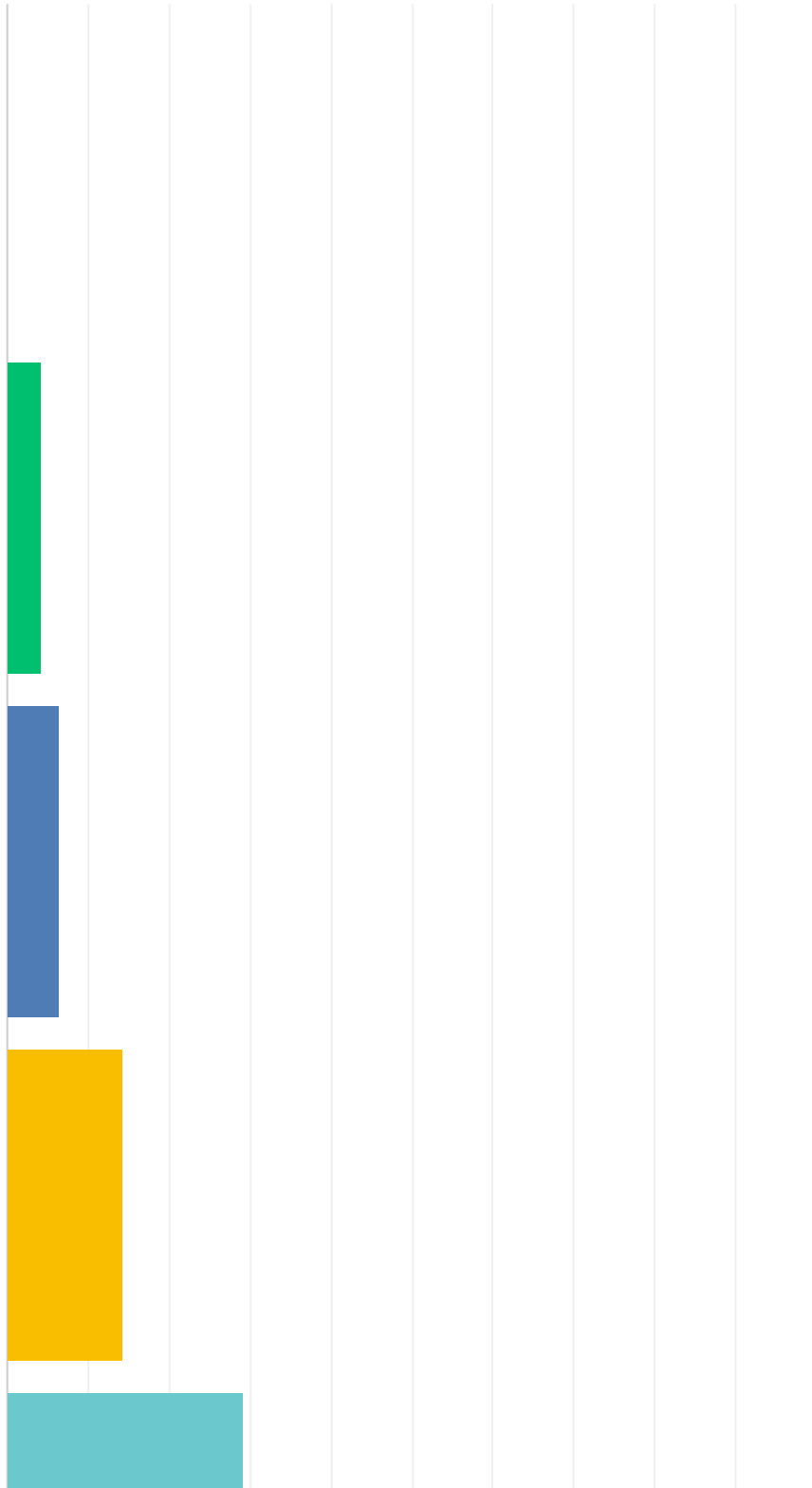
2021-2022 Parent/Guardian Survey: Lemman Academy Parker

Scholar 5						
	N/A	EXCELLENT	GOOD	FAIR	POOR	TOTAL
Emails	100.00% 4	0.00% 0	0.00% 0	0.00% 0	0.00% 0	4
Remind App	100.00% 4	0.00% 0	0.00% 0	0.00% 0	0.00% 0	4
Handout/Flier	100.00% 4	0.00% 0	0.00% 0	0.00% 0	0.00% 0	4
Newsletter	100.00% 4	0.00% 0	0.00% 0	0.00% 0	0.00% 0	4
Weekly Folder	100.00% 4	0.00% 0	0.00% 0	0.00% 0	0.00% 0	4
Parent/Teacher Conference	100.00% 4	0.00% 0	0.00% 0	0.00% 0	0.00% 0	4
One-on-one's	100.00% 4	0.00% 0	0.00% 0	0.00% 0	0.00% 0	4

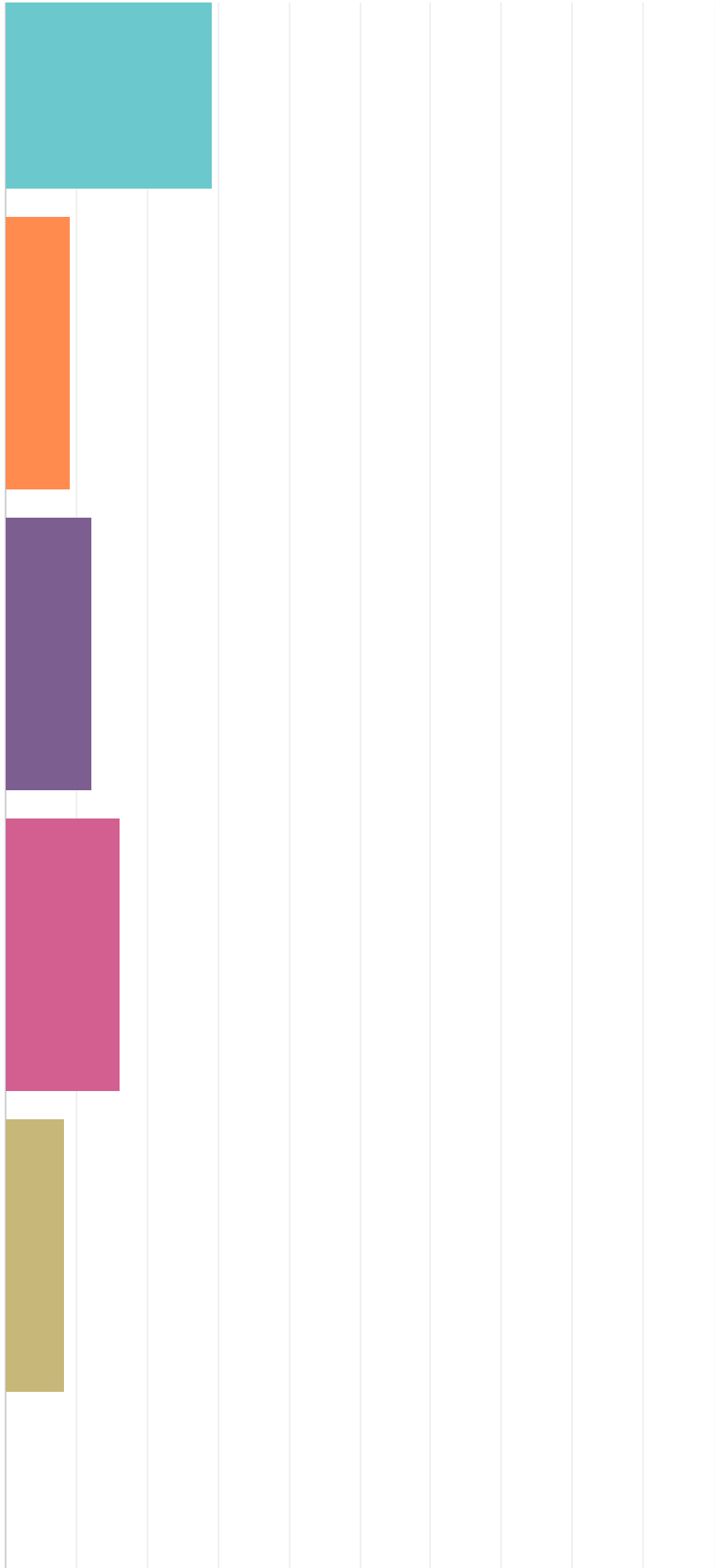
Q23 How often do you access the Infinite Campus website or app to access your scholar's assignments or grades?

Answered: 253 Skipped: 51

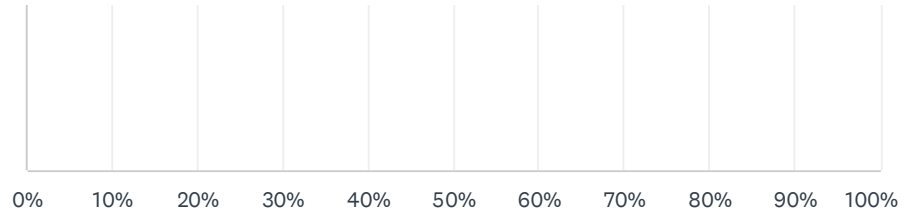
Scholar 1



How often do you access l...

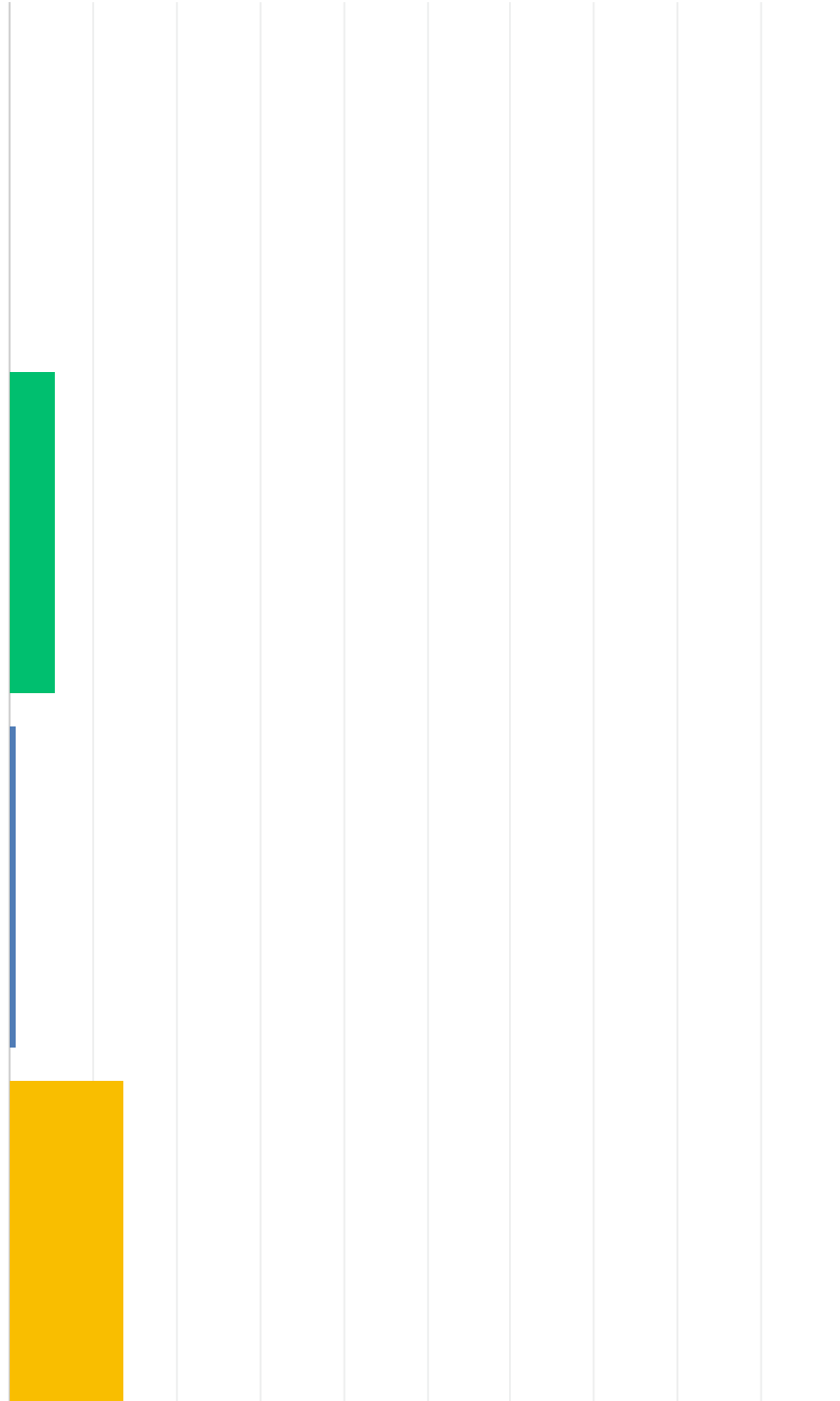


2021-2022 Parent/Guardian Survey: Lemman Academy Parker

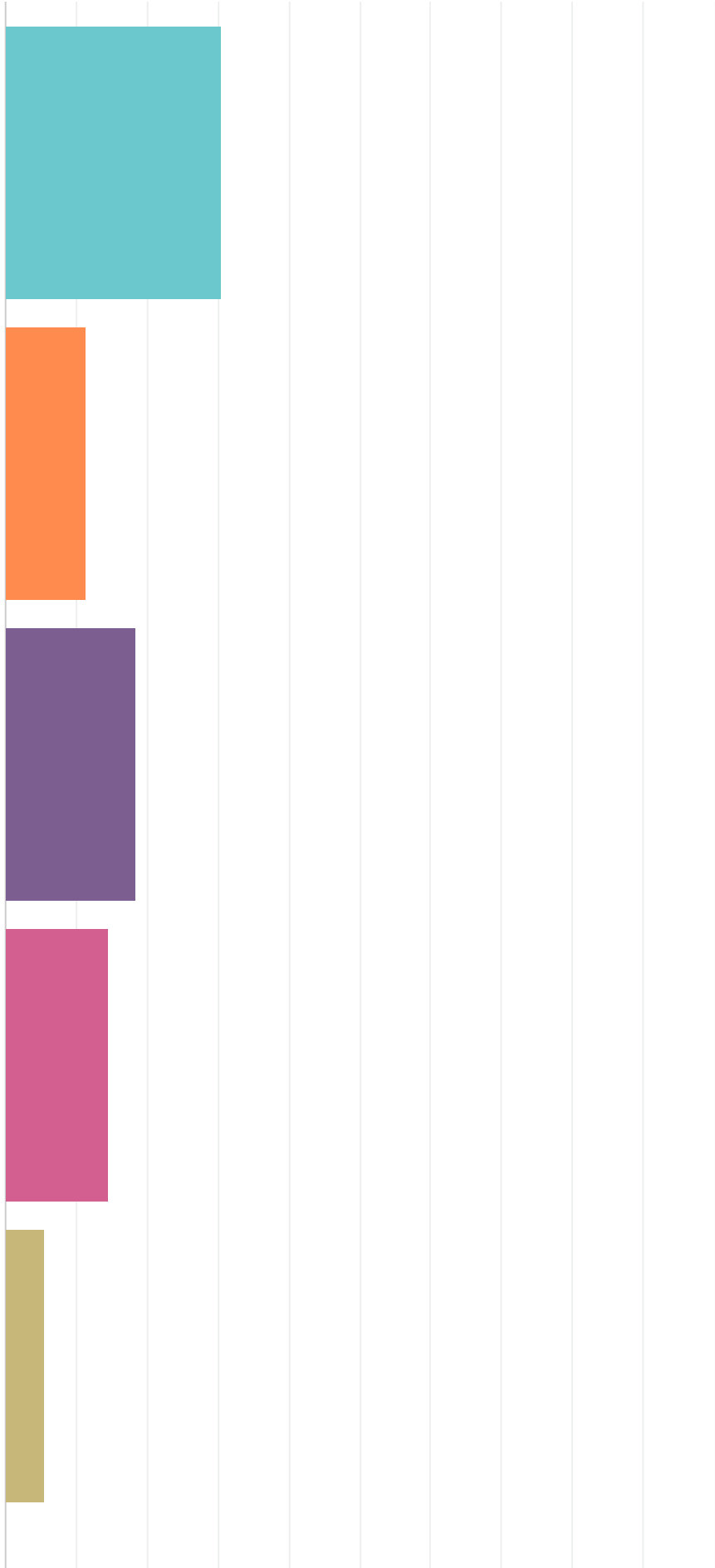


- N/A
- Unaware of...
- Daily
- Weekly
- Bi-weekly
- Monthly
- Quarterly
- Semester

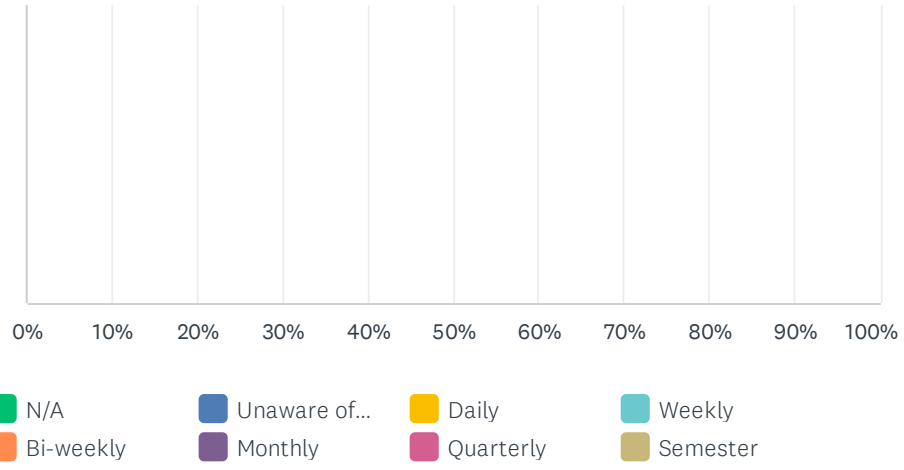
Scholar 2



How often do
you access l...

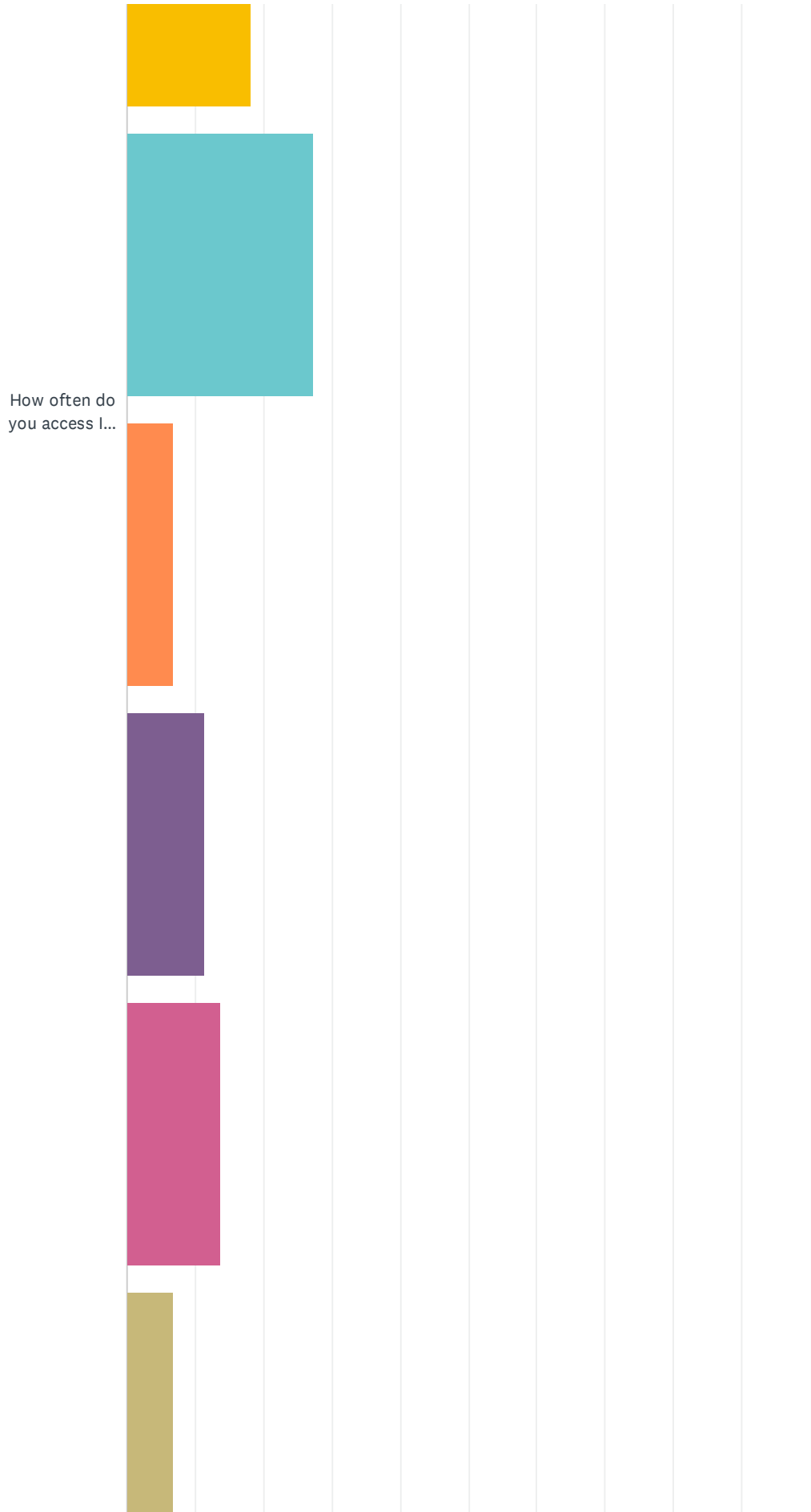


2021-2022 Parent/Guardian Survey: Lemman Academy Parker

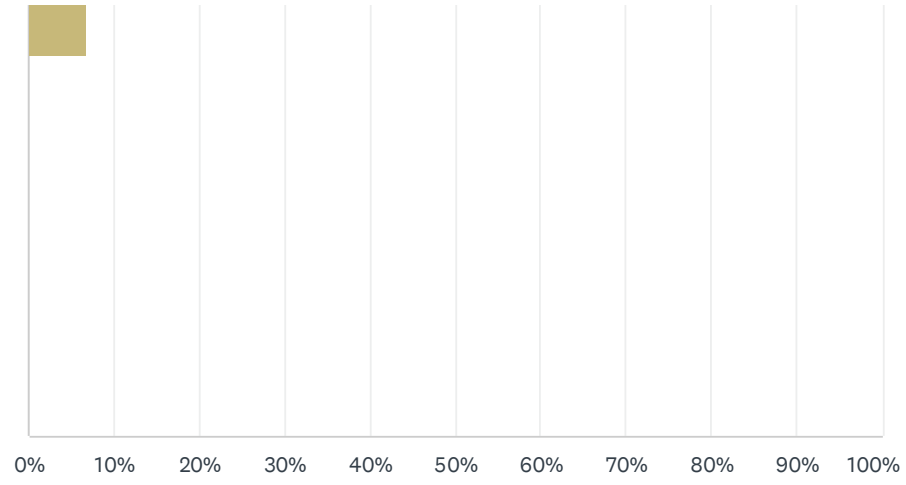


Scholar 3






2021-2022 Parent/Guardian Survey: Leman Academy Parker




- N/A
- Unaware of...
- Daily
- Weekly
- Bi-weekly
- Monthly
- Quarterly
- Semester

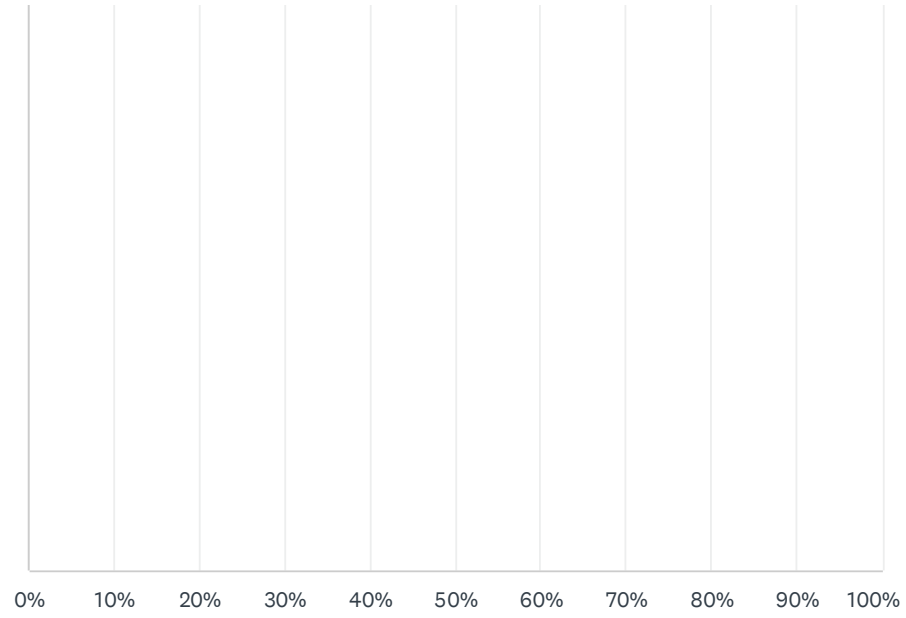
Scholar 4



How often do
you access I...




2021-2022 Parent/Guardian Survey: Lemman Academy Parker



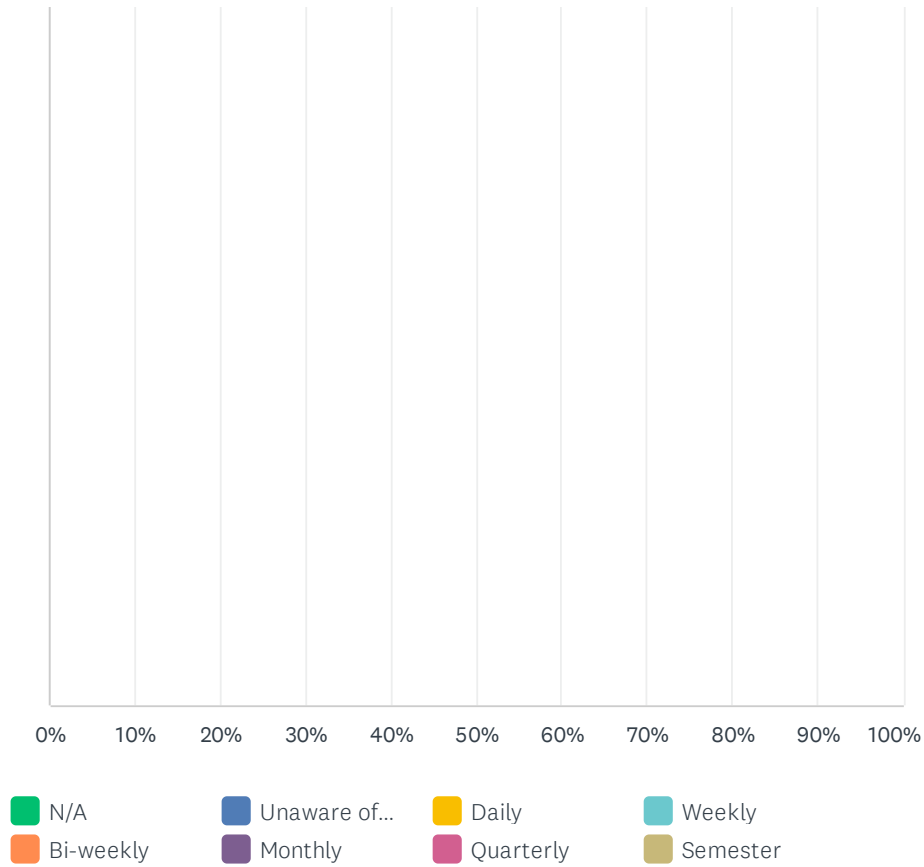
- N/A
- Unaware of...
- Daily
- Weekly
- Bi-weekly
- Monthly
- Quarterly
- Semester

Scholar 5



How often do
you access l...

2021-2022 Parent/Guardian Survey: Lemman Academy Parker



Scholar 1									
	N/A	UNAWARE OF IC	DAILY	WEEKLY	BI-WEEKLY	MONTHLY	QUARTERLY	SEMESTER	TOTAL
How often do you access IC to check assignments or grades?	4.35% 11	6.32% 16	14.23% 36	29.25% 74	9.09% 23	12.25% 31	16.21% 41	8.30% 21	253
Scholar 2									
	N/A	UNAWARE OF IC	DAILY	WEEKLY	BI-WEEKLY	MONTHLY	QUARTERLY	SEMESTER	TOTAL
How often do you access IC to check assignments or grades?	5.60% 7	0.80% 1	13.60% 17	30.40% 38	11.20% 14	18.40% 23	14.40% 18	5.60% 7	125
Scholar 3									
	N/A	UNAWARE OF IC	DAILY	WEEKLY	BI-WEEKLY	MONTHLY	QUARTERLY	SEMESTER	TOTAL
How often do you access IC to check assignments or grades?	15.91% 7	0.00% 0	18.18% 8	27.27% 12	6.82% 3	11.36% 5	13.64% 6	6.82% 3	44

2021-2022 Parent/Guardian Survey: Leman Academy Parker

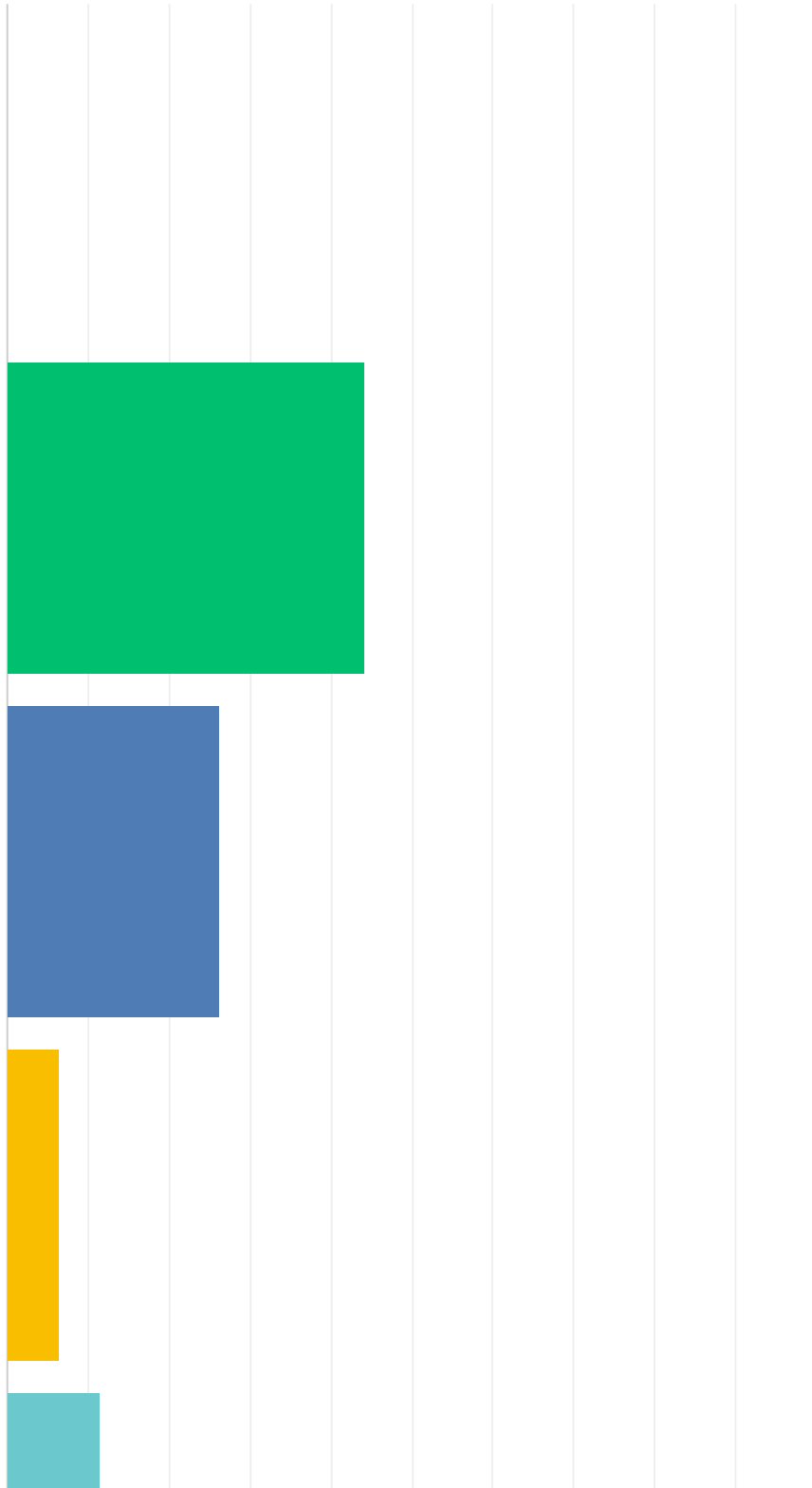
Scholar 4									
	N/A	UNAWARE OF IC	DAILY	WEEKLY	BI-WEEKLY	MONTHLY	QUARTERLY	SEMESTER	TOTAL
How often do you access IC to check assignments or grades?	66.67% 6	0.00% 0	11.11% 1	0.00% 0	0.00% 0	0.00% 0	22.22% 2	0.00% 0	9

Scholar 5									
	N/A	UNAWARE OF IC	DAILY	WEEKLY	BI-WEEKLY	MONTHLY	QUARTERLY	SEMESTER	TOTAL
How often do you access IC to check assignments or grades?	100.00% 5	0.00% 0	0.00% 0	0.00% 0	0.00% 0	0.00% 0	0.00% 0	0.00% 0	5

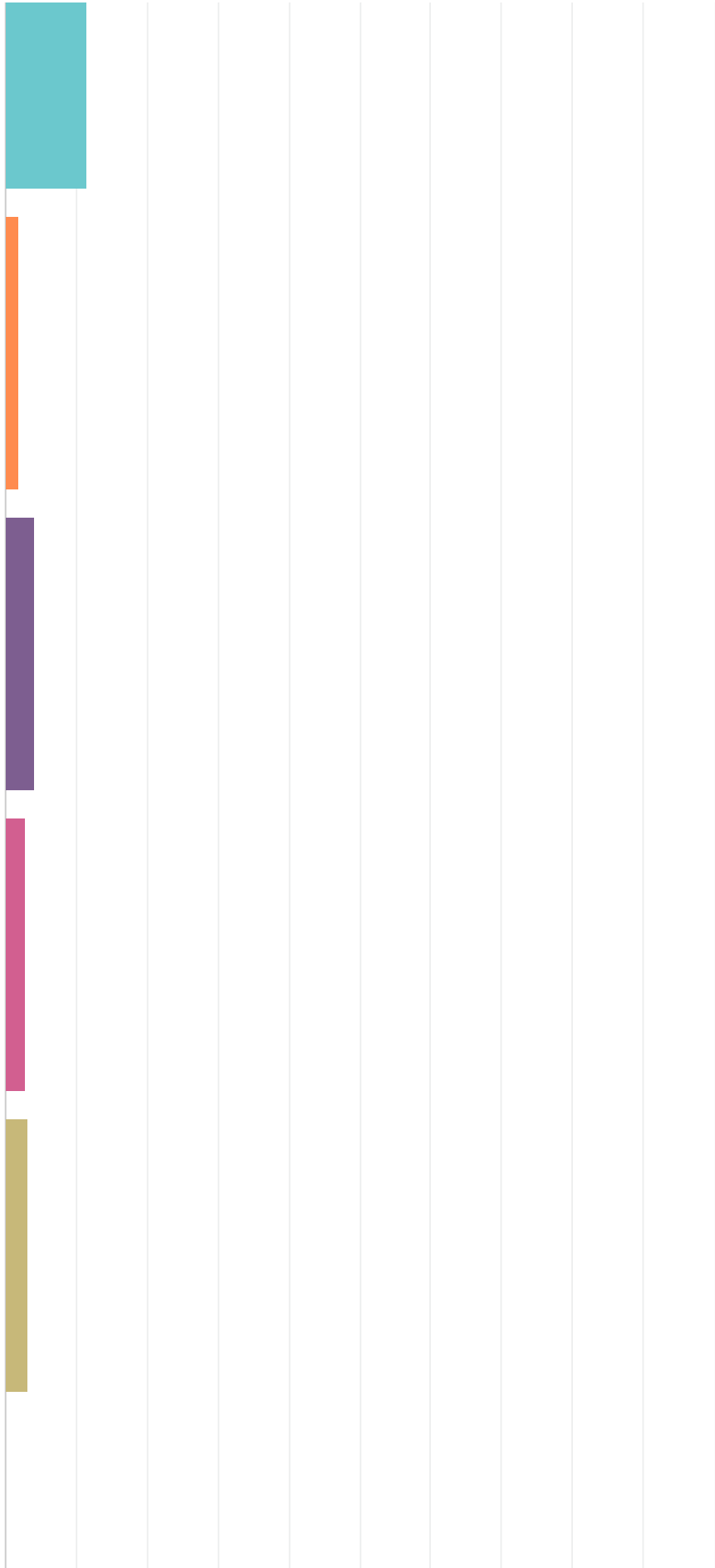
Q24 How often does your scholar access the Infinite Campus website or app to check on their assignments or grades?

Answered: 252 Skipped: 52

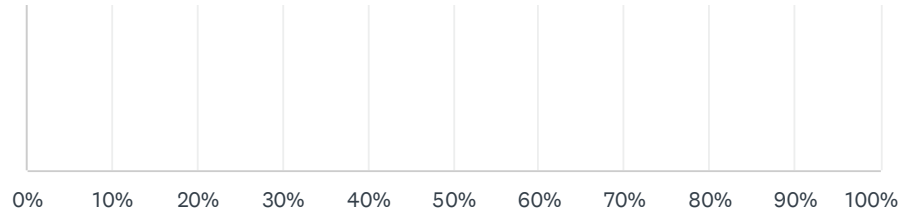
Scholar 1



How often does
your scholar...

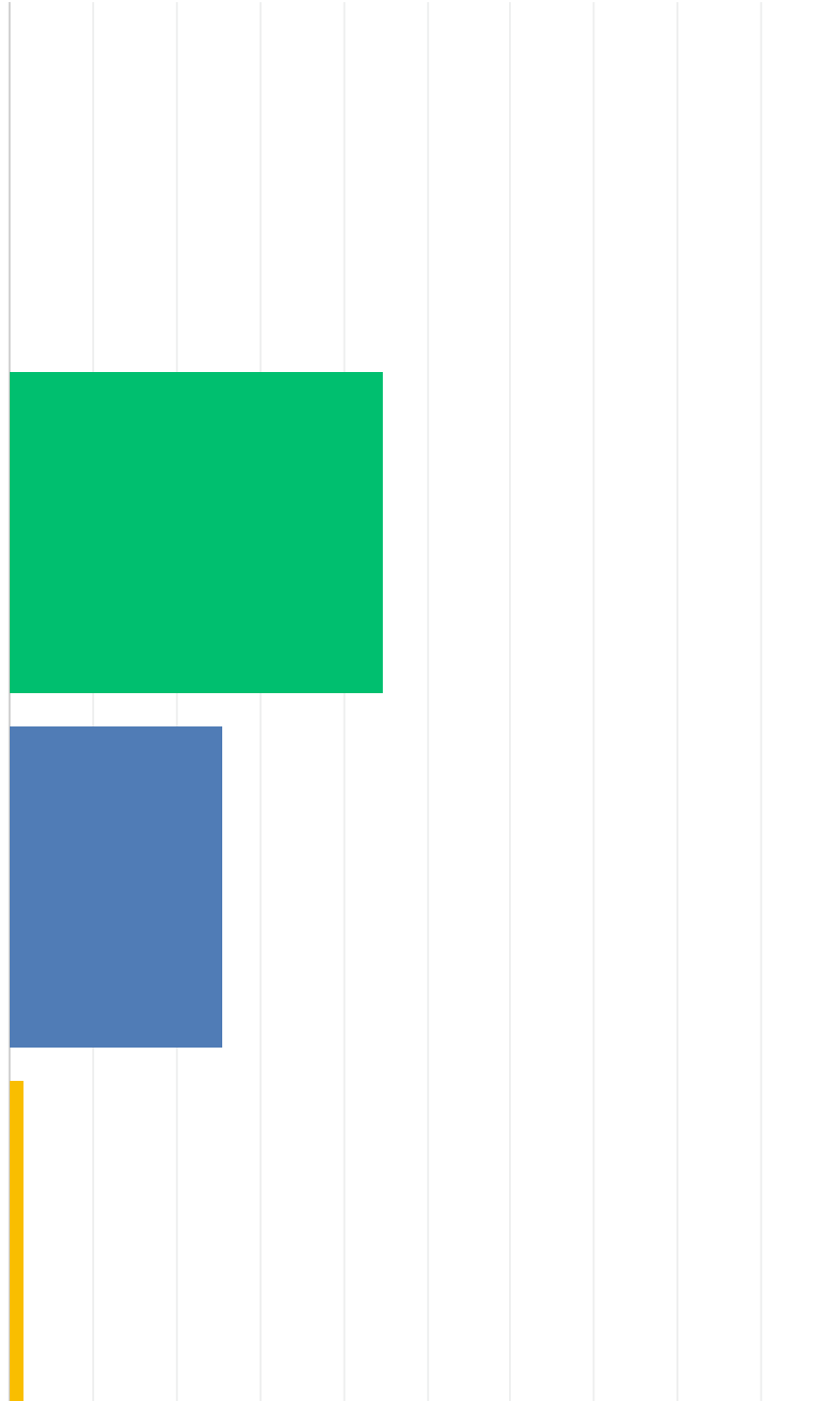


2021-2022 Parent/Guardian Survey: Lemman Academy Parker

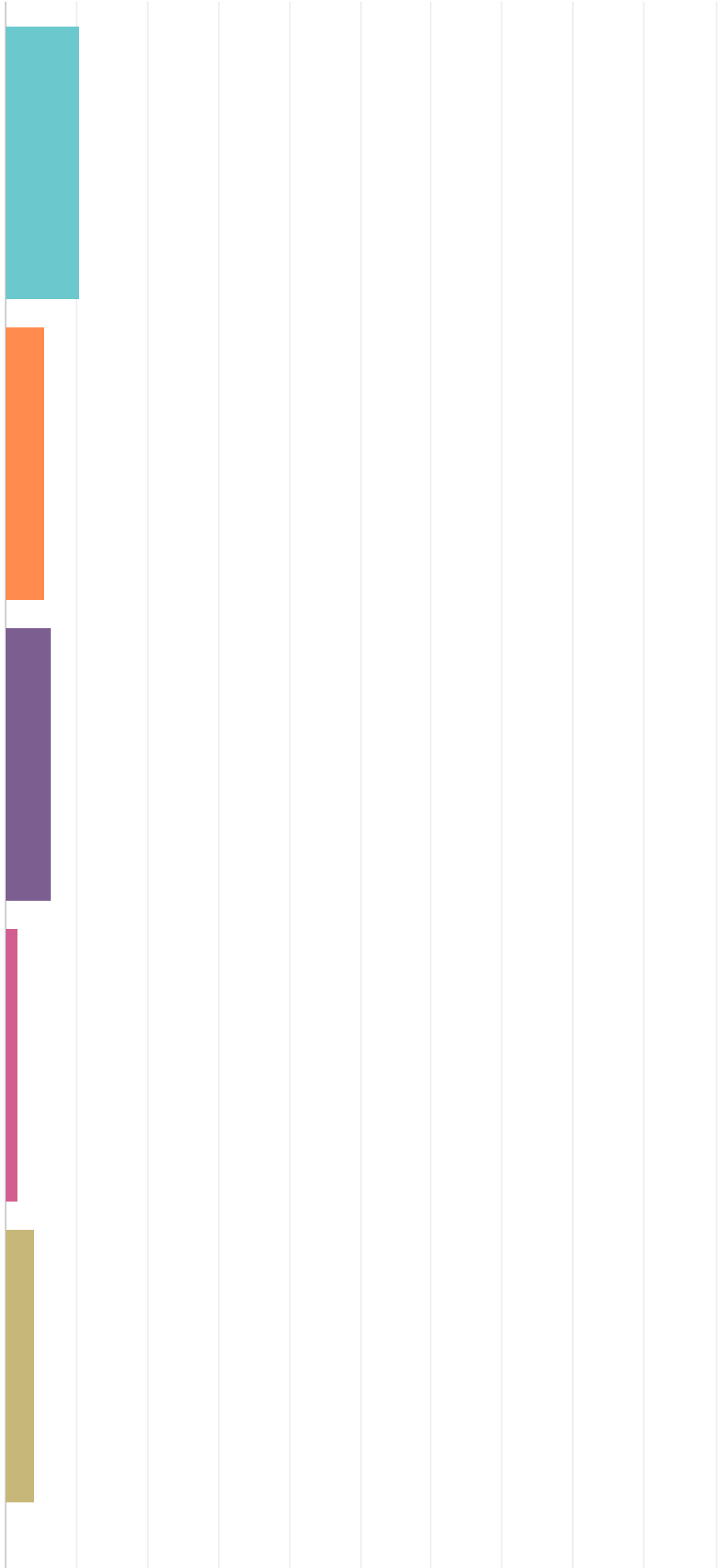


- N/A
- Unaware of...
- Daily
- Weekly
- Bi-weekly
- Monthly
- Quarterly
- Semester

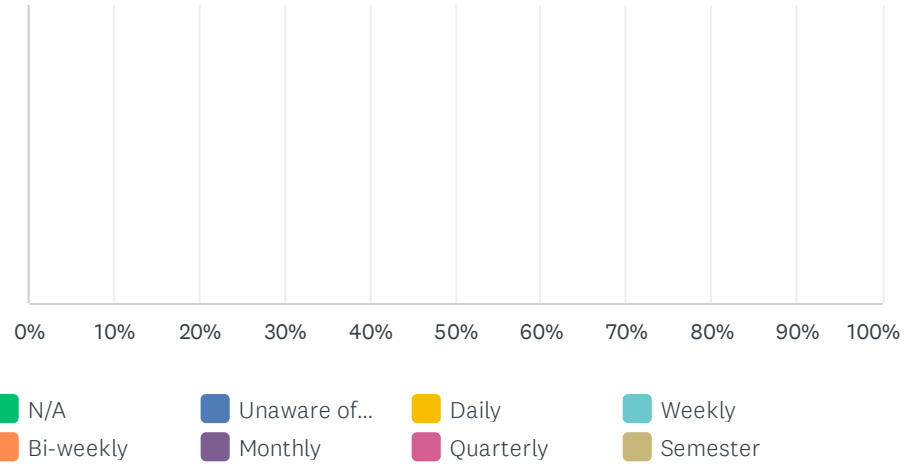
Scholar 2



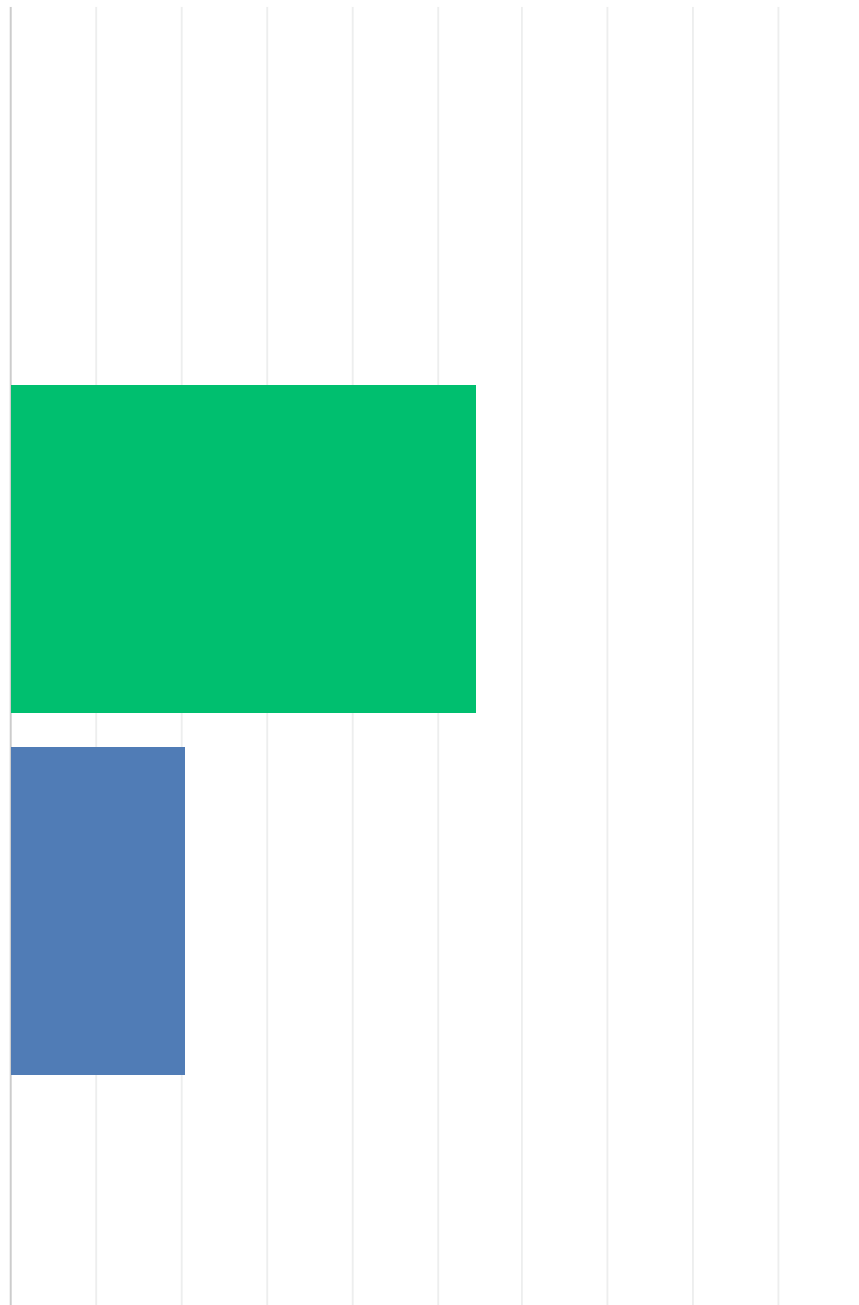
How often does
your scholar...



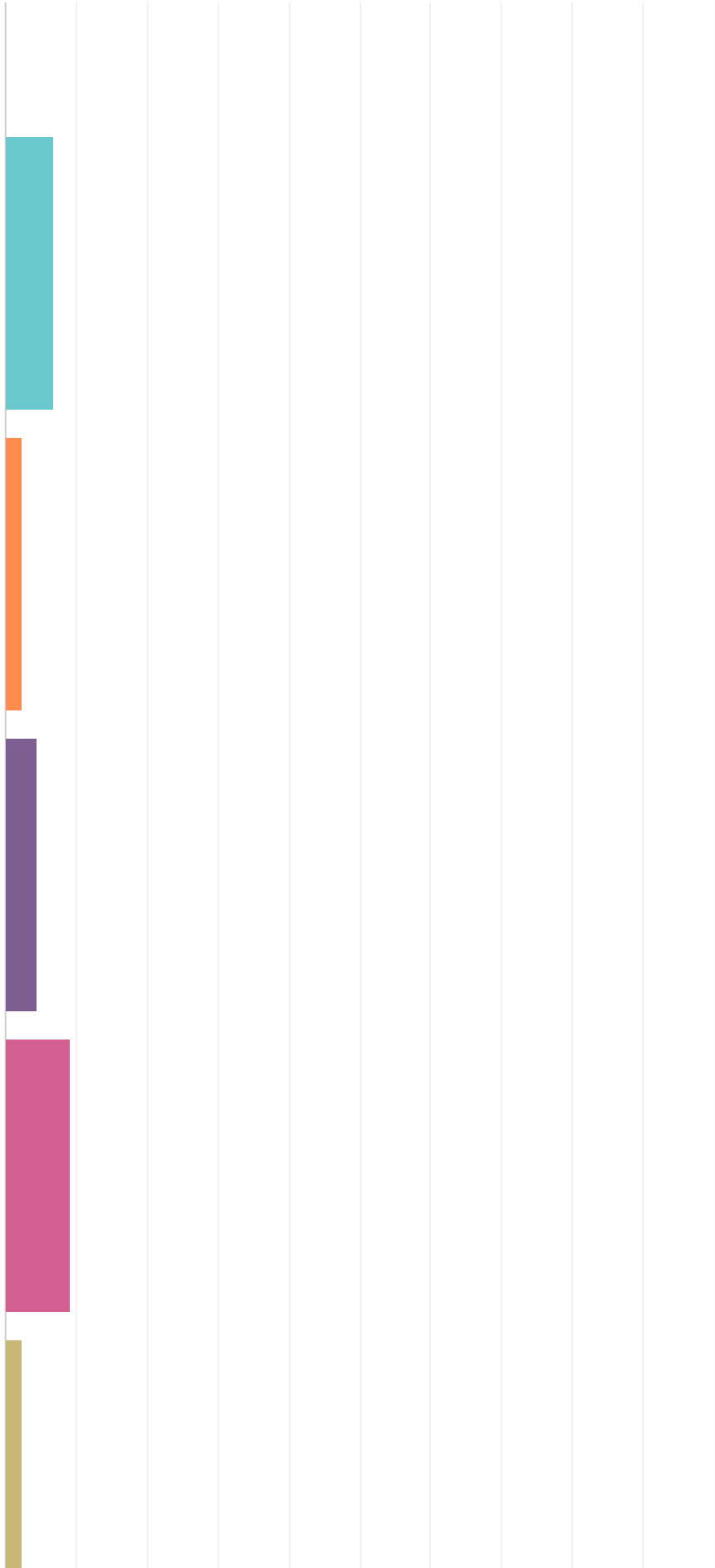
2021-2022 Parent/Guardian Survey: Lemman Academy Parker



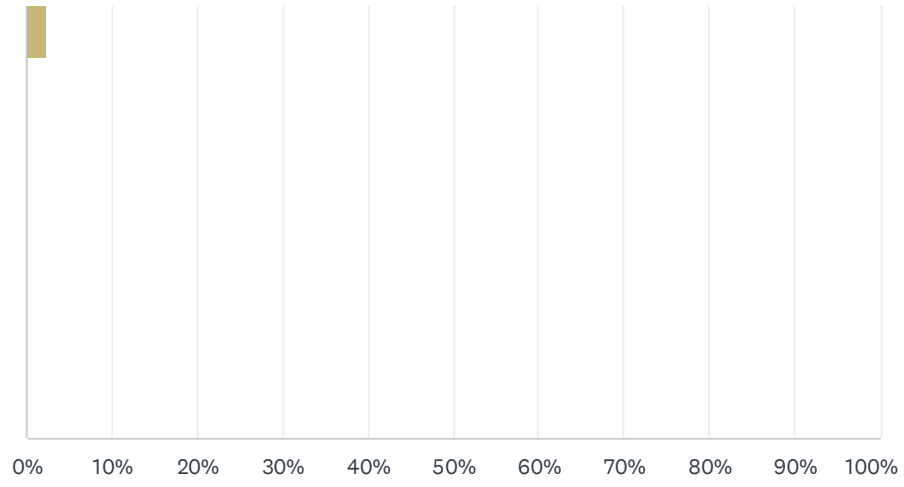
Scholar 3



How often does
your scholar...




2021-2022 Parent/Guardian Survey: Lemman Academy Parker

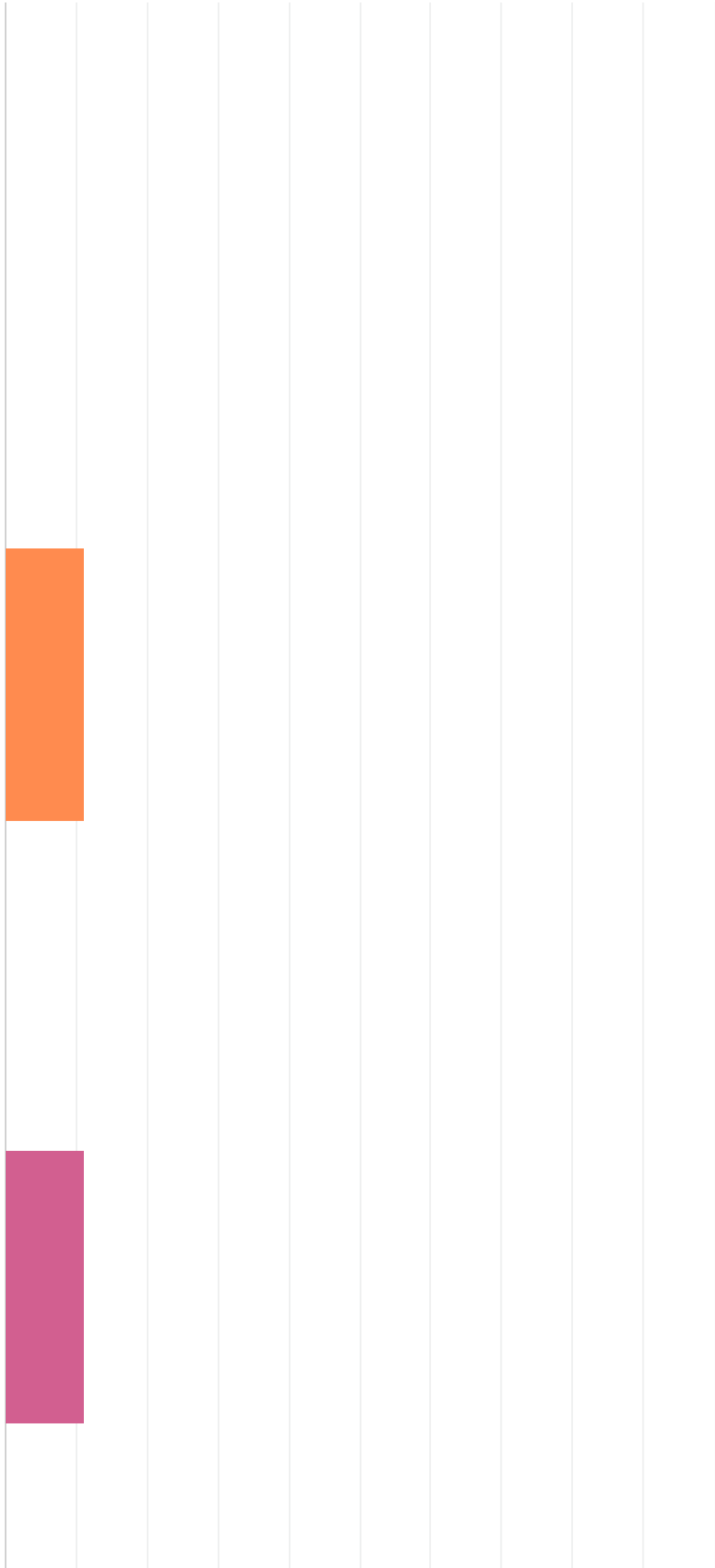


- N/A
- Unaware of...
- Daily
- Weekly
- Bi-weekly
- Monthly
- Quarterly
- Semester

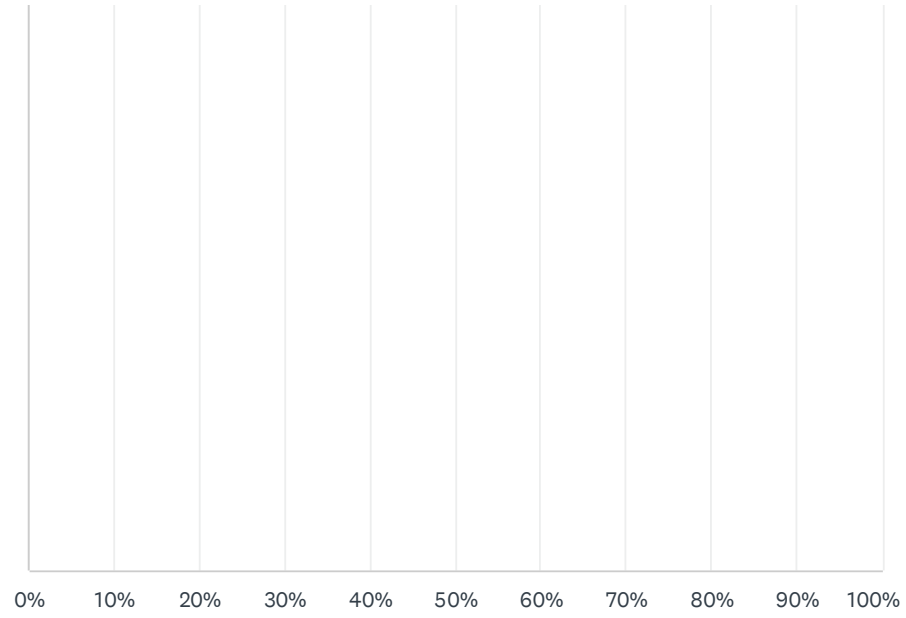
Scholar 4



How often does
your scholar...




2021-2022 Parent/Guardian Survey: Lemman Academy Parker



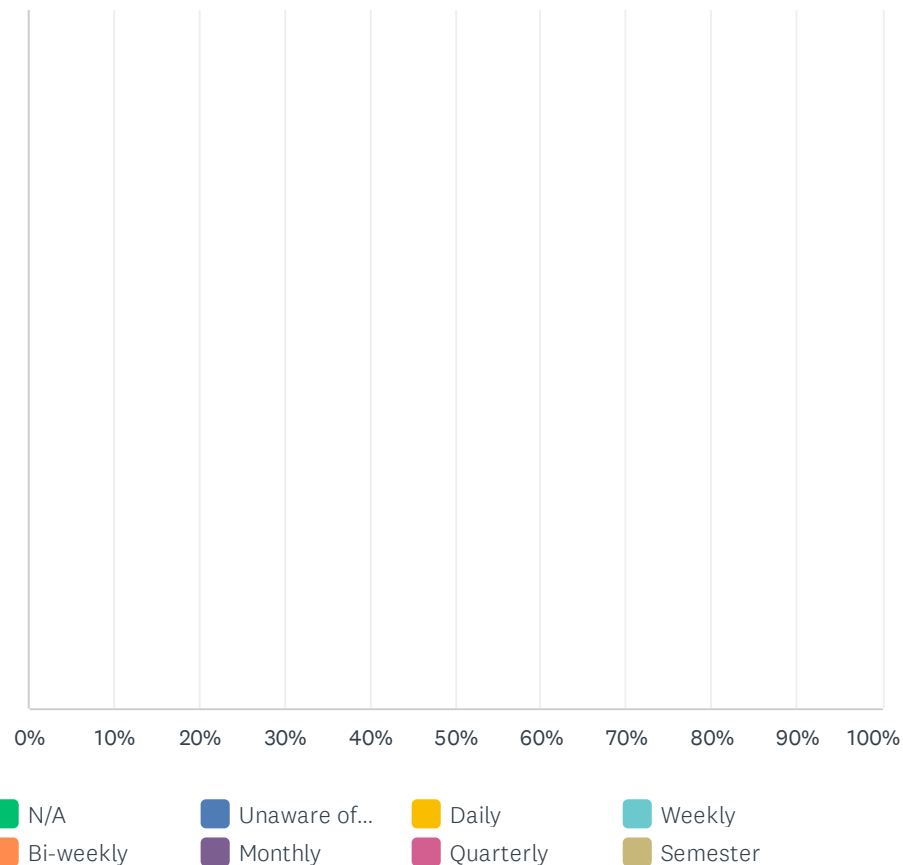
- N/A
- Unaware of...
- Daily
- Weekly
- Bi-weekly
- Monthly
- Quarterly
- Semester

Scholar 5



How often does
your scholar...

2021-2022 Parent/Guardian Survey: Lemman Academy Parker



Scholar 1									
	N/A	UNAWARE OF IC	DAILY	WEEKLY	BI-WEEKLY	MONTHLY	QUARTERLY	SEMESTER	TOTAL
How often does your scholar access IC to check assignments or grades?	44.05% 111	26.19% 66	6.35% 16	11.51% 29	1.98% 5	3.97% 10	2.78% 7	3.17% 8	252
Scholar 2									
	N/A	UNAWARE OF IC	DAILY	WEEKLY	BI-WEEKLY	MONTHLY	QUARTERLY	SEMESTER	TOTAL
How often does your scholar access IC to check assignments or grades?	44.80% 56	25.60% 32	1.60% 2	10.40% 13	5.60% 7	6.40% 8	1.60% 2	4.00% 5	125
Scholar 3									
	N/A	UNAWARE OF IC	DAILY	WEEKLY	BI-WEEKLY	MONTHLY	QUARTERLY	SEMESTER	TOTAL
How often does your scholar access IC to check assignments or grades?	54.55% 24	20.45% 9	0.00% 0	6.82% 3	2.27% 1	4.55% 2	9.09% 4	2.27% 1	44

2021-2022 Parent/Guardian Survey: Leman Academy Parker

Scholar 4									
	N/A	UNAWARE OF IC	DAILY	WEEKLY	BI-WEEKLY	MONTHLY	QUARTERLY	SEMESTER	TOTAL
How often does your scholar access IC to check assignments or grades?	77.78% 7	0.00% 0	0.00% 0	0.00% 0	11.11% 1	0.00% 0	11.11% 1	0.00% 0	9
Scholar 5									
	N/A	UNAWARE OF IC	DAILY	WEEKLY	BI-WEEKLY	MONTHLY	QUARTERLY	SEMESTER	TOTAL
How often does your scholar access IC to check assignments or grades?	100.00% 5	0.00% 0	0.00% 0	0.00% 0	0.00% 0	0.00% 0	0.00% 0	0.00% 0	5

Q25 What do you feel Lemman Academy does very well?

Answered: 183 Skipped: 121

Q26 Do you have any suggestions for areas of improvement for Lemman Academy?

Answered: 161 Skipped: 143